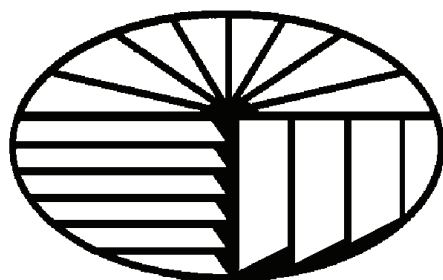


# Vertical Blind Price Catalog

Vinyl, Fabric, and Screen Louvers



## EFFECTIVE MARCH 2009



**UNIVERSAL WINDOW COVERINGS, INC.**

12139 Science Dr. Suite 101 Orlando, FL 32826

(407) 275-1455 1-800-494-9636 FAX (407) 275-6919 FAX 1-866-872-0672

[www.universalwc.com](http://www.universalwc.com)



<b>Page</b>	<b>Content</b>	<b>Page</b>	<b>Content</b>
<b>3</b>	<b>Patterns/Chart #</b>	<b>11</b>	<b>3 1/2" Fabric Vertical Charts</b> Chart E <b>Finished Tracks</b>
<b>4</b>	<b>Features</b> Standard Features Additional Features	<b>12</b>	<b>Specialty Track Charts</b> Slope Tracks Curved & Arched Tracks Skylight Tracks Top & Bottom Tracks
<b>5</b>	<b>3 1/2" PVC Vertical Charts</b> Chart 1 Chart 2	<b>13</b>	<b>Finished Vinyl &amp; Fabric Slats</b>
<b>6</b>	<b>3 1/2" PVC Vertical Charts</b> Chart 3 Chart 4	<b>14</b>	<b>Battery Motorization Options</b>
<b>7</b>	<b>3 1/2" PVC Vertical Charts</b> Chart 5 Chart 6	<b>15</b>	<b>AC Motorization Options</b>
<b>8</b>	<b>3 1/2" PVC Vertical Charts</b> Chart 7 Chart 8	<b>16</b>	<b>Finished Valances</b> Executive Valances Executive Valance Trims Cornice Valances
<b>9</b>	<b>3 1/2" Fabric Vertical Charts</b> Chart A Chart B	<b>17</b>	<b>Sunteca Carrier/Stack Chart (1-Way)</b>
<b>10</b>	<b>3 1/2" Fabric Vertical Charts</b> Chart C Chart D	<b>18</b>	<b>Sunteca Carrier/Stack Chart (Split)</b>
		<b>19</b>	<b>Decomatic Warranty</b>



VINYL	CHART
Americana	Chart 8
Artisan	Chart 3
Aspiration	Chart 8
Athens	Chart 3
Aurora	Chart 5
Bamboo	Chart 8
Biscayne	Chart 6
Bono	Chart 3
Bordeaux	Chart 8
Calypso	Chart 6
Capri	Chart 7
Cardigan	Chart 8
Carly	Chart 3
Concord	Chart 5
Confetti	Chart 3
Cordova	Chart 8
Cyndy	Chart 3
Duo	Chart 2
Embossed	Chart 3
Fanfare	Chart 4
Firenza	Chart 8
Fleur	Chart 8
Frost	Chart 3
Groover	Chart 3
Herringbone	Chart 5
Infinity	Chart 8
Isabella	Chart 7
Isis	Chart 6
Island	Chart 6
Laurel	Chart 8
Leatherby	Chart 5
Leisurewood	Chart 2
Luxor	Chart 7
Madison	Chart 5
Maestro	Chart 1
Mayfair	Chart 2
Newbury	Chart 3
Odessa	Chart 6
Ovation	Chart 1

VINYL	CHART
Oxford	Chart 4
Palms	Chart 2
Parisian	Chart 8
Perforated	Chart 4
Provincial	Chart 7
Rattan	Chart 7
Rome	Chart 7
Rosalie	Chart 6
Sisal	Chart 8
Splendor	Chart 5
Stitchbond	Chart 3
Tempo	Chart 2
Terrace	Chart 5
Thatch	Chart 3
Trends	Chart 4
Venice	Chart 5
Vineyard	Chart 8
Vizcaya	Chart 7
Whimsical	Chart 5
Wicker	Chart 5

FABRIC	CHART
Athenas	Chart B
Calgary	Chart D
Cascade	Chart D
EcoVision 1000	Chart C
EcoVision 3000	Chart E
Itaca	Chart B
Miami	Chart C
New Liza	Chart A
Olympic	Chart B
Quebec	Chart D
Roma	Chart B
Venice	Chart C
Vision 314	Chart D
Vision 351	Chart E
Vision 550	Chart D
Vision Crystal 550	Chart E



## Standard Features:

- Sunteca Decomatic Track System
- One-way or split draw tracks up to 20 feet
- Anodized extruded aluminum track, 1-1/2" wide by 1" high
- Cord or wand control
- Square Valance Corners
- Inside Mount Brackets: Snap in Clips
- Outside Mount Brackets:
  - Standard Adjustable: 7/8" - 2-7/8" (Standard)
  - Medium Adjustable: 2-5/8" to 4-3/4" (Upon Request)
  - Long Adjustable: 4-3/4" to 6-1/2" (Upon Request)
  - Fixed Length: 7/8" (Upon Request)

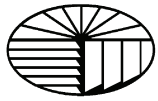
## Additional Features:

- Motorized Headrails
  - Electric Motor System (Tilt and Traverse)
  - Battery Powered (Tilt Only)
- Curved Tracks (Horizontal Bend)
- Arch Tracks (Vertical Bend)
- Slope Tracks (Angle)
- Top and Bottom Tracks (wall mounted and skylight)
- Cutouts \$25 each
- Custom Striping @ \$25 each color



<b>Chart 1</b>																								
<b>Maestro, Ovation</b>																								
<b>HEIGHT TO:</b>	<b>WIDTH TO:</b>																							
	<b>25</b>	<b>37</b>	<b>50</b>	<b>62</b>	<b>75</b>	<b>81</b>	<b>87</b>	<b>100</b>	<b>112</b>	<b>120</b>	<b>131</b>	<b>144</b>	<b>156</b>	<b>169</b>	<b>175</b>	<b>191</b>	<b>197</b>	<b>203</b>	<b>209</b>	<b>215</b>	<b>221</b>	<b>227</b>	<b>233</b>	<b>240</b>
<b>48</b>	42	52	61	71	82	89	91	101	110	118	128	138	147	158	165	176	179	187	189	195	196	202	202	208
<b>60</b>	47	56	71	80	91	98	105	115	124	132	142	157	166	181	184	199	207	210	216	218	224	229	230	236
<b>72</b>	49	63	77	90	105	111	118	132	145	157	167	185	194	213	220	235	242	249	256	262	267	272	278	283
<b>84</b>	52	67	81	96	111	118	125	140	154	167	177	197	206	227	234	250	257	265	272	278	284	289	295	301
<b>96</b>	56	71	87	102	119	126	134	149	165	178	189	210	220	242	249	266	274	283	290	297	303	309	315	321
<b>108</b>	63	82	101	120	140	149	158	178	196	210	226	249	264	288	297	321	330	340	346	355	363	370	378	386
<b>120</b>	66	86	107	127	149	159	169	190	210	225	242	266	283	308	318	344	354	365	371	381	389	398	406	415
<b>Valance Options</b>																								
<b>Clear Edge</b>	13	15	17	19	20	21	22	24	26	27	28	30	32	34	35	37	<b>Call For Special Pricing</b>							
<b>Single Executive</b>	42	49	56	62	69	73	76	83	89	94	100	107	113	120	124	132								
<b>Double Executive</b>	55	65	77	87	99	104	109	121	131	138	148	159	170	181	187	201								
<b>Cornice</b>	42	49	56	62	69	72	75	82	88	93	98	105	112	118	122	130								

<b>Chart 2</b>																								
<b>Duo, Leisurewood, Mayfair, Palms, Tempo</b>																								
<b>HEIGHT TO:</b>	<b>WIDTH TO:</b>																							
	<b>25</b>	<b>37</b>	<b>50</b>	<b>62</b>	<b>75</b>	<b>81</b>	<b>87</b>	<b>100</b>	<b>112</b>	<b>120</b>	<b>131</b>	<b>144</b>	<b>156</b>	<b>169</b>	<b>175</b>	<b>191</b>	<b>197</b>	<b>203</b>	<b>209</b>	<b>215</b>	<b>221</b>	<b>227</b>	<b>233</b>	<b>240</b>
<b>48</b>	45	55	66	77	89	97	100	111	121	131	142	153	163	175	184	196	198	208	210	217	218	225	226	233
<b>60</b>	51	61	78	89	101	109	117	128	139	148	159	176	187	205	207	225	234	237	245	247	253	260	261	268
<b>72</b>	54	70	86	102	119	127	135	151	167	181	191	213	223	246	254	271	279	288	296	303	310	316	322	329
<b>84</b>	57	74	91	108	126	135	143	160	177	192	203	227	237	262	270	288	297	306	314	322	329	336	343	349
<b>96</b>	61	79	97	115	135	144	153	171	189	205	217	242	253	279	288	308	317	327	335	344	351	358	365	373
<b>108</b>	70	93	115	138	161	172	184	206	229	245	264	291	309	337	348	377	388	400	406	417	427	436	446	455
<b>120</b>	74	98	123	147	173	185	197	222	246	264	284	313	333	363	375	406	418	431	438	450	460	471	481	492
<b>Valance Options</b>																								
<b>Clear Edge</b>	14	15	17	19	21	22	23	25	27	28	30	32	33	35	36	39	<b>Call For Special Pricing</b>							
<b>Single Executive</b>	43	49	56	63	70	73	77	84	91	95	101	108	115	122	125	134								
<b>Double Executive</b>	55	66	77	88	100	105	110	122	133	140	149	161	172	183	189	203								
<b>Cornice</b>	43	49	56	63	70	73	76	83	90	94	100	107	113	120	123	132								



<b>Chart 3</b>																								
<b>Artisan, Athens, Bono, Carly, Confetti, Cyndy, Embossed, Frost, Groover, Newbury, Stitchbond, Thatch</b>																								
<b>HEIGHT TO:</b>	<b>WIDTH TO:</b>																							
	<b>25</b>	<b>37</b>	<b>50</b>	<b>62</b>	<b>75</b>	<b>81</b>	<b>87</b>	<b>100</b>	<b>112</b>	<b>120</b>	<b>131</b>	<b>144</b>	<b>156</b>	<b>169</b>	<b>175</b>	<b>191</b>	<b>197</b>	<b>203</b>	<b>209</b>	<b>215</b>	<b>221</b>	<b>227</b>	<b>233</b>	<b>240</b>
<b>48</b>	48	61	74	86	100	110	113	126	138	149	162	175	188	202	212	226	228	239	241	251	252	261	261	270
<b>60</b>	56	69	89	102	116	126	136	149	161	173	185	206	219	240	243	265	275	278	288	290	298	307	308	316
<b>72</b>	61	81	100	120	140	150	160	179	199	217	229	256	268	296	306	327	337	347	356	366	374	382	390	399
<b>84</b>	65	86	107	127	149	159	170	191	211	230	243	272	285	315	325	347	358	369	379	389	397	406	415	423
<b>96</b>	69	91	114	136	159	170	181	203	225	246	259	291	304	336	347	370	381	393	404	415	424	433	442	452
<b>108</b>	81	109	137	165	194	208	222	250	278	299	321	355	377	412	426	461	475	490	498	511	524	536	548	560
<b>120</b>	86	117	147	178	209	224	240	270	301	323	347	385	409	447	462	500	516	532	540	555	568	582	595	609
<b>Valance Options</b>																								
<b>Clear Edge</b>	14	16	18	20	22	23	24	26	28	30	31	33	35	38	39	41	<b>Call For Special Pricing</b>							
<b>Single Executive</b>	43	50	57	64	71	75	78	86	92	97	103	111	117	125	128	137								
<b>Double Executive</b>	56	67	78	89	101	106	112	124	134	142	152	163	174	186	191	206								
<b>Cornice</b>	43	50	57	64	71	74	78	85	91	96	102	109	116	123	126	135								

<b>Chart 4</b>																								
<b>Fanfare, Oxford, Perforated, Trends</b>																								
<b>HEIGHT TO:</b>	<b>WIDTH TO:</b>																							
	<b>25</b>	<b>37</b>	<b>50</b>	<b>62</b>	<b>75</b>	<b>81</b>	<b>87</b>	<b>100</b>	<b>112</b>	<b>120</b>	<b>131</b>	<b>144</b>	<b>156</b>	<b>169</b>	<b>175</b>	<b>191</b>	<b>197</b>	<b>203</b>	<b>209</b>	<b>215</b>	<b>221</b>	<b>227</b>	<b>233</b>	<b>240</b>
<b>48</b>	51	65	80	94	109	120	123	137	151	164	178	192	206	222	233	249	251	264	266	277	278	288	289	299
<b>60</b>	60	74	98	112	127	139	150	165	179	191	205	229	243	267	270	295	306	309	321	323	333	343	343	353
<b>72</b>	67	89	111	133	157	168	179	201	223	244	258	289	302	335	346	369	380	392	403	414	423	433	442	452
<b>84</b>	71	94	118	142	166	178	190	214	237	259	274	307	321	355	367	392	404	417	428	439	450	460	470	480
<b>96</b>	75	101	126	151	177	190	203	228	253	277	292	328	342	379	392	418	431	444	457	469	479	490	501	512
<b>108</b>	89	121	154	186	219	235	251	284	316	339	365	404	429	470	486	526	542	559	568	584	598	612	626	641
<b>120</b>	95	130	166	201	237	255	272	307	342	368	396	439	467	511	528	572	590	608	618	635	651	666	682	698
<b>Valance Options</b>																								
<b>Clear Edge</b>	14	16	19	21	23	24	25	27	29	31	33	35	37	39	40	43	<b>Call For Special Pricing</b>							
<b>Single Executive</b>	43	50	58	65	72	76	79	87	94	98	105	112	119	127	130	140								
<b>Double Executive</b>	56	67	79	90	102	107	113	125	136	143	153	165	176	188	193	208								
<b>Cornice</b>	44	50	58	65	72	75	79	86	93	97	103	111	118	125	128	137								



<b>Chart 5</b>																								
<b>Aurora, Concord, Herringbone, Leatherby, Madison, Splendor, Terrace, Venice, Whimsical, Wicker</b>																								
<b>HEIGHT TO:</b>	<b>WIDTH TO:</b>																							
	<b>25</b>	<b>37</b>	<b>50</b>	<b>62</b>	<b>75</b>	<b>81</b>	<b>87</b>	<b>100</b>	<b>112</b>	<b>120</b>	<b>131</b>	<b>144</b>	<b>156</b>	<b>169</b>	<b>175</b>	<b>191</b>	<b>197</b>	<b>203</b>	<b>209</b>	<b>215</b>	<b>221</b>	<b>227</b>	<b>233</b>	<b>240</b>
<b>48</b>	55	70	86	102	119	132	134	150	166	180	196	213	228	245	258	276	278	292	294	307	308	319	320	332
<b>60</b>	65	81	108	124	140	154	167	183	199	213	229	256	271	299	302	330	343	346	359	361	373	384	385	397
<b>72</b>	73	98	124	149	176	188	201	227	252	276	291	328	342	379	392	419	431	445	457	470	481	492	503	514
<b>84</b>	78	105	132	159	187	200	214	241	268	293	309	348	364	403	416	445	458	473	486	499	511	523	534	546
<b>96</b>	83	111	141	169	199	214	228	257	286	313	330	371	388	430	444	475	489	504	518	532	545	557	570	583
<b>108</b>	99	136	173	210	249	267	285	323	360	387	416	462	491	537	555	602	620	640	650	668	685	701	718	735
<b>120</b>	106	147	188	228	270	290	310	351	391	421	453	503	535	585	606	657	677	698	709	729	747	766	784	803
<b>Valance Options</b>																								
<b>Clear Edge</b>	15	17	19	22	24	25	26	29	31	32	34	37	39	41	42	45	<b>Call For Special Pricing</b>							
<b>Single Executive</b>	44	51	59	66	74	77	81	88	95	100	107	114	122	129	133	142								
<b>Double Executive</b>	57	68	80	91	103	109	114	126	137	145	155	167	178	190	196	211								
<b>Cornice</b>	44	51	59	66	73	77	80	87	94	99	105	113	120	127	131	140								

<b>Chart 6</b>																								
<b>Biscayne, Calypso, Isis, Island, Odessa, Rosalie</b>																								
<b>HEIGHT TO:</b>	<b>WIDTH TO:</b>																							
	<b>25</b>	<b>37</b>	<b>50</b>	<b>62</b>	<b>75</b>	<b>81</b>	<b>87</b>	<b>100</b>	<b>112</b>	<b>120</b>	<b>131</b>	<b>144</b>	<b>156</b>	<b>169</b>	<b>175</b>	<b>191</b>	<b>197</b>	<b>203</b>	<b>209</b>	<b>215</b>	<b>221</b>	<b>227</b>	<b>233</b>	<b>240</b>
<b>48</b>	56	73	90	106	124	138	140	157	174	189	205	223	239	257	271	289	291	306	308	322	323	335	336	349
<b>60</b>	68	85	113	130	147	161	175	192	209	224	240	269	285	315	318	347	361	365	378	380	393	405	406	419
<b>72</b>	76	103	130	157	185	199	212	240	266	292	308	347	362	402	415	444	457	471	484	498	509	521	533	545
<b>84</b>	81	110	139	167	197	211	226	255	283	310	327	368	385	427	441	471	486	501	515	529	541	554	567	579
<b>96</b>	86	117	148	178	210	225	241	271	302	331	349	393	410	455	471	503	518	534	549	564	577	591	605	618
<b>108</b>	104	144	183	223	263	283	303	342	382	411	442	491	521	571	590	640	660	680	691	710	728	746	764	782
<b>120</b>	112	155	198	242	286	308	329	373	416	448	482	535	569	623	644	699	720	743	755	776	796	815	835	855
<b>Valance Options</b>																								
<b>Clear Edge</b>	15	17	20	22	24	26	27	29	31	33	35	37	40	42	43	46	<b>Call For Special Pricing</b>							
<b>Single Executive</b>	44	51	59	66	74	78	81	89	96	101	108	115	123	130	134	144								
<b>Double Executive</b>	57	68	80	92	104	109	115	127	138	146	156	168	179	191	197	212								
<b>Cornice</b>	44	51	59	66	74	77	81	88	95	100	106	114	121	128	132	141								



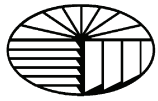
<b>Chart 7</b>																														
<b>Capri, Isabella, Luxor, Provincial, Rattan, Rome, Vizcaya</b>																														
<b>HEIGHT TO:</b>	<b>WIDTH TO:</b>																													
	<b>25</b>	<b>37</b>	<b>50</b>	<b>62</b>	<b>75</b>	<b>81</b>	<b>87</b>	<b>100</b>	<b>112</b>	<b>120</b>	<b>131</b>	<b>144</b>	<b>156</b>	<b>169</b>	<b>175</b>	<b>191</b>	<b>197</b>	<b>203</b>	<b>209</b>	<b>215</b>	<b>221</b>	<b>227</b>	<b>233</b>	<b>240</b>						
<b>48</b>	61	80	100	119	139	156	158	178	197	214	234	253	272	293	309	330	332	350	352	368	369	384	385	400						
<b>60</b>	76	95	128	147	168	184	201	220	239	257	276	310	329	364	366	401	418	421	437	439	454	469	470	485						
<b>72</b>	86	118	150	182	215	231	247	279	311	341	359	405	423	470	486	519	535	552	568	583	598	612	626	641						
<b>84</b>	91	125	159	193	228	245	262	296	330	362	382	431	450	500	517	552	569	587	603	620	635	650	666	681						
<b>96</b>	97	134	170	206	243	261	279	316	352	386	407	460	480	533	551	589	607	626	643	661	677	694	710	726						
<b>108</b>	119	166	213	260	308	332	355	402	449	484	521	579	615	674	697	756	779	804	816	839	861	883	905	926						
<b>120</b>	128	180	232	283	336	362	387	439	491	529	569	633	673	737	763	828	853	880	894	919	943	967	991	1015						
<b>Valance Options</b>																														
<b>Clear Edge</b>	16	18	21	23	26	27	28	31	33	35	37	40	43	45	46	50	<b>Call For Special Pricing</b>													
<b>Single Executive</b>	45	52	60	68	76	80	83	91	99	104	111	119	126	134	138	148														
<b>Double Executive</b>	58	69	82	93	105	111	117	129	141	148	159	171	183	195	201	216														
<b>Cornice</b>	45	52	60	68	75	79	83	90	98	103	109	117	124	132	136	145														

<b>Chart 8</b>																														
<b>Americana, Aspiration, Bamboo, Bordeaux, Cardigan, Cordova Firenza, Fleur, Infinity, Laurel, Parisian, Sisal, Vineyard</b>																														
<b>HEIGHT TO:</b>	<b>WIDTH TO:</b>																													
	<b>25</b>	<b>37</b>	<b>50</b>	<b>62</b>	<b>75</b>	<b>81</b>	<b>87</b>	<b>100</b>	<b>112</b>	<b>120</b>	<b>131</b>	<b>144</b>	<b>156</b>	<b>169</b>	<b>175</b>	<b>191</b>	<b>197</b>	<b>203</b>	<b>209</b>	<b>215</b>	<b>221</b>	<b>227</b>	<b>233</b>	<b>240</b>						
<b>48</b>	62	82	102	121	142	159	162	182	201	219	239	259	278	300	317	338	340	358	360	377	378	393	394	410						
<b>60</b>	77	97	131	151	172	189	206	226	245	263	283	318	337	373	376	411	429	432	449	451	466	482	483	498						
<b>72</b>	88	121	154	187	220	237	253	286	319	350	369	417	435	483	500	534	550	568	584	600	614	629	644	659						
<b>84</b>	93	128	163	198	234	252	269	304	339	372	392	443	462	514	531	567	585	603	620	637	653	669	685	700						
<b>96</b>	100	137	174	211	250	268	287	324	362	397	419	472	493	548	566	605	624	643	661	680	696	713	730	747						
<b>108</b>	122	170	219	267	317	341	365	414	462	498	536	596	633	693	718	778	802	828	841	864	887	909	932	954						
<b>120</b>	132	185	238	291	346	372	399	452	505	545	586	652	693	759	786	852	879	907	921	947	972	996	1021	1046						
<b>Valance Options</b>																														
<b>Clear Edge</b>	16	18	21	23	26	27	29	31	34	36	38	41	43	46	47	50	<b>Call For Special Pricing</b>													
<b>Single Executive</b>	45	53	61	68	76	80	84	92	99	104	111	119	127	135	138	148														
<b>Double Executive</b>	58	69	82	93	106	112	117	130	141	149	159	172	183	196	202	217														
<b>Cornice</b>	45	53	61	68	76	79	83	91	98	103	110	118	125	133	136	146														



Chart A																								
New Liza																								
HEIGHT TO:	WIDTH TO:																							
	25	37	50	62	75	81	87	100	112	120	131	144	156	169	175	191	197	203	209	215	221	227	233	240
48 FH	40	52	63	75	88	93	99	111	122	131	141	155	164	179	184	199	205	211	215	220	225	229	233	237
48 INS	53	72	90	108	127	140	146	164	182	197	214	234	250	272	284	305	311	324	328	340	344	355	359	370
60 FH	42	55	68	80	94	101	107	120	132	142	152	168	178	194	200	216	223	230	234	240	244	249	254	259
60 INS	62	82	108	127	147	160	173	193	212	228	245	274	291	320	327	356	369	376	387	392	404	415	420	431
72 FH	45	58	72	86	101	108	115	129	142	152	164	181	192	209	216	234	240	248	252	259	264	269	275	280
72 INS	71	98	125	153	181	194	208	235	262	285	304	340	358	395	409	440	453	467	478	491	503	515	527	539
84 FH	47	62	77	92	108	115	122	138	152	163	176	194	206	224	232	251	258	266	271	278	284	290	295	301
84 INS	73	102	130	158	187	201	215	244	272	296	315	353	372	411	425	457	471	486	497	511	523	535	548	560
96 FH	49	65	81	97	114	122	130	146	162	174	187	207	220	240	248	268	276	285	290	297	303	310	316	323
96 INS	76	105	134	164	194	209	223	253	282	307	327	366	386	426	440	474	489	504	516	530	543	556	569	582
108 FH	51	68	86	103	121	129	138	155	172	185	199	220	233	255	264	285	294	303	308	316	323	330	337	344
108 INS	87	122	158	192	229	246	264	299	334	360	387	431	458	502	519	563	581	599	609	626	642	658	673	689
120 FH	54	72	90	108	128	137	146	164	182	196	211	233	247	270	279	302	311	321	327	335	343	350	358	365
120 INS	93	132	170	208	247	266	285	324	362	390	420	467	497	544	563	611	630	650	661	679	697	714	732	749
Valance Options																								
Clear Edge	13	15	17	19	20	21	22	24	26	27	28	30	32	34	35	37	Call For Special Pricing							
Single Executive	42	49	56	62	69	73	76	83	89	94	100	107	113	120	124	132								
Double Executive	55	65	77	87	99	104	109	121	131	138	148	159	170	181	187	201								
Cornice	42	49	56	62	69	72	75	82	88	93	98	105	112	118	122	130								

Chart B																								
Athenas, Itaca, Olympic, Roma																								
HEIGHT TO:	WIDTH TO:																							
	25	37	50	62	75	81	87	100	112	120	131	144	156	169	175	191	197	203	209	215	221	227	233	240
48 FH	52	69	86	104	122	131	139	157	174	187	201	222	236	258	266	288	297	306	311	320	327	334	341	348
48 INS	65	89	113	137	162	177	186	210	234	253	274	302	322	351	366	394	403	419	424	439	446	460	467	481
60 FH	57	76	97	116	137	147	157	177	197	212	228	252	268	293	303	328	337	348	354	363	372	380	388	397
60 INS	77	103	136	163	190	207	224	250	277	298	321	358	381	419	429	467	484	494	507	516	531	546	555	570
72 FH	62	84	107	129	153	164	175	198	220	236	255	282	299	328	339	367	378	390	397	407	417	427	436	446
72 INS	88	124	160	196	232	250	268	304	340	369	394	441	466	514	532	573	591	610	623	640	656	672	689	705
84 FH	67	92	117	142	168	180	193	218	243	261	281	312	331	363	375	407	419	432	439	451	462	473	484	495
84 INS	94	132	170	208	248	267	286	324	362	394	421	471	497	549	568	613	632	652	665	684	701	719	736	754
96 FH	72	99	127	155	183	197	211	238	266	286	308	342	363	398	411	446	460	474	482	495	507	519	532	544
96 INS	99	139	180	221	263	283	304	345	385	419	448	501	529	584	604	652	672	694	708	728	747	765	784	803
108 FH	77	107	137	167	198	213	228	259	289	311	335	372	395	433	448	485	500	516	525	539	553	566	579	593
108 INS	113	161	209	257	306	330	354	402	450	486	523	583	619	679	703	764	788	812	825	849	871	893	916	938
120 FH	82	115	148	180	214	230	246	279	312	336	362	402	427	468	484	525	541	558	567	583	598	612	627	642
120 INS	122	175	227	280	333	360	386	439	491	530	571	636	676	742	768	834	860	887	901	927	952	976	1001	1026
Valance Options																								
Clear Edge	15	17	19	21	24	25	26	28	30	32	34	36	38	40	42	44	Call For Special Pricing							
Single Executive	44	51	58	65	73	77	80	88	95	100	106	114	121	128	132	141								
Double Executive	57	68	80	91	103	108	114	126	137	144	154	166	177	189	195	210								
Cornice	44	51	58	65	73	76	79	87	94	98	105	112	119	126	130	139								



<b>Chart C</b>																								
<b>EcoVision 1000, Miami, Venice</b>																								
<b>HEIGHT TO:</b>	<b>WIDTH TO:</b>																							
	<b>25</b>	<b>37</b>	<b>50</b>	<b>62</b>	<b>75</b>	<b>81</b>	<b>87</b>	<b>100</b>	<b>112</b>	<b>120</b>	<b>131</b>	<b>144</b>	<b>156</b>	<b>169</b>	<b>175</b>	<b>191</b>	<b>197</b>	<b>203</b>	<b>209</b>	<b>215</b>	<b>221</b>	<b>227</b>	<b>233</b>	<b>240</b>
<b>48 FH</b>	61	84	106	128	152	163	174	196	218	235	253	280	297	325	336	364	376	387	394	404	414	423	433	442
<b>48 INS</b>	75	104	133	161	191	209	220	249	278	301	326	360	384	418	436	471	482	500	507	524	534	550	559	575
<b>60 FH</b>	69	95	121	147	174	187	200	226	252	272	292	324	345	377	390	423	436	450	457	470	481	492	504	515
<b>60 INS</b>	89	122	161	194	227	247	267	299	332	358	385	431	458	504	517	563	582	596	610	622	641	659	670	688
<b>72 FH</b>	77	106	136	166	197	212	227	257	286	308	332	369	392	429	444	482	496	512	520	535	548	561	575	588
<b>72 INS</b>	103	146	189	233	277	298	320	363	406	441	472	528	558	615	637	688	709	731	746	767	787	807	827	847
<b>84 FH</b>	84	118	151	185	220	236	253	287	320	345	372	413	439	481	498	540	557	574	584	600	615	630	645	661
<b>84 INS</b>	111	158	205	251	299	323	346	393	440	478	511	573	605	667	691	746	769	794	810	833	854	876	898	920
<b>96 FH</b>	92	129	167	204	242	261	280	317	354	382	411	457	486	533	552	599	617	637	647	665	682	699	716	733
<b>96 INS</b>	118	169	220	270	322	347	373	423	474	515	551	617	652	719	744	805	830	856	873	898	921	945	969	992
<b>108 FH</b>	99	140	182	223	265	285	306	347	388	419	451	502	533	585	606	657	678	699	710	730	749	768	787	806
<b>108 INS</b>	135	194	254	312	373	402	432	491	550	594	639	713	758	832	861	935	965	995	1011	1040	1068	1096	1123	1151
<b>120 FH</b>	107	152	197	242	288	310	332	378	422	456	491	546	581	637	659	716	738	761	773	795	816	837	858	879
<b>120 INS</b>	147	212	277	341	407	440	472	537	602	650	700	780	830	911	943	1025	1057	1090	1107	1139	1170	1201	1232	1262
<b>Valance Options</b>																								
<b>Clear Edge</b>	16	18	21	24	26	28	29	32	34	36	38	41	43	46	48	51	<b>Call For Special Pricing</b>							
<b>Single Executive</b>	45	53	61	68	76	80	84	92	100	105	111	120	127	135	139	149								
<b>Double Executive</b>	58	70	82	94	106	112	118	130	142	149	160	172	184	196	202	217								
<b>Cornice</b>	45	53	61	68	76	80	83	91	99	103	110	118	125	133	137	147								

<b>Chart D</b>																								
<b>Calgary, Cascade, Quebec, Vision 314, Vision 550</b>																								
<b>HEIGHT TO:</b>	<b>WIDTH TO:</b>																							
	<b>25</b>	<b>37</b>	<b>50</b>	<b>62</b>	<b>75</b>	<b>81</b>	<b>87</b>	<b>100</b>	<b>112</b>	<b>120</b>	<b>131</b>	<b>144</b>	<b>156</b>	<b>169</b>	<b>175</b>	<b>191</b>	<b>197</b>	<b>203</b>	<b>209</b>	<b>215</b>	<b>221</b>	<b>227</b>	<b>233</b>	<b>240</b>
<b>48 FH</b>	68	94	120	145	172	185	198	224	249	268	289	320	340	373	386	418	431	444	452	464	475	486	498	509
<b>48 INS</b>	82	114	146	179	212	232	244	277	309	335	362	400	427	466	485	524	537	557	565	584	595	613	624	642
<b>60 FH</b>	78	108	138	169	200	215	230	261	291	314	338	375	398	437	452	490	505	521	529	544	557	571	585	598
<b>60 INS</b>	98	134	178	215	253	275	297	334	371	400	431	481	511	563	578	629	651	667	682	697	717	737	751	771
<b>72 FH</b>	87	122	157	192	228	245	263	298	333	359	386	429	456	500	518	562	579	597	607	624	640	656	672	687
<b>72 INS</b>	114	162	210	258	308	332	356	404	453	492	526	589	623	686	710	768	792	817	833	857	879	902	924	947
<b>84 FH</b>	96	136	176	215	256	276	295	335	375	404	435	484	514	564	584	634	653	674	685	704	722	740	758	777
<b>84 INS</b>	123	176	229	282	336	362	388	441	494	537	575	643	681	750	777	840	866	893	911	937	961	986	1011	1036
<b>96 FH</b>	106	150	194	238	284	306	328	372	416	449	484	538	572	628	650	705	728	750	762	784	804	825	845	866
<b>96 INS</b>	132	190	247	305	363	392	421	479	536	582	623	698	739	814	843	911	940	970	988	1017	1044	1071	1098	1125
<b>108 FH</b>	115	164	213	262	311	336	360	409	458	494	532	593	630	692	716	777	802	827	840	864	887	910	932	955
<b>108 INS</b>	151	217	285	351	419	453	486	553	620	669	721	804	855	938	972	1055	1089	1123	1141	1174	1205	1237	1269	1301
<b>120 FH</b>	124	178	231	285	339	366	393	446	500	540	581	647	688	755	782	849	876	904	918	944	969	994	1019	1045
<b>120 INS</b>	164	237	311	384	459	496	532	606	679	734	791	882	938	1030	1066	1158	1195	1232	1252	1288	1323	1358	1393	1428
<b>Valance Options</b>																								
<b>Clear Edge</b>	17	19	23	25	28	30	31	34	37	39	41	44	47	50	52	55	<b>Call For Special Pricing</b>							
<b>Single Executive</b>	46	54	63	70	79	83	87	95	103	108	115	124	132	140	144	154								
<b>Double Executive</b>	59	71	84	96	108	114	120	133	145	153	164	177	188	201	207	223								
<b>Cornice</b>	47	54	62	70	78	82	86	94	102	107	114	122	130	138	142	152								

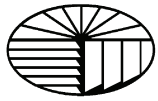


Chart E																								
EcoVision 3000, Vision 351, Vision Crystal 550																								
HEIGHT TO:	WIDTH TO:																							
	25	37	50	62	75	81	87	100	112	120	131	144	156	169	175	191	197	203	209	215	221	227	233	240
<b>48 FH</b>	77	106	136	166	197	212	227	257	286	308	332	369	392	429	444	481	496	512	520	535	548	561	575	588
<b>48 INS</b>	90	126	163	199	237	258	273	310	346	375	405	448	478	522	544	588	603	625	633	654	668	688	701	721
<b>60 FH</b>	88	123	159	194	231	249	266	302	337	364	391	435	463	507	525	569	587	605	615	632	649	665	681	697
<b>60 INS</b>	108	150	199	241	284	308	333	375	417	450	485	541	576	633	651	709	733	752	768	785	808	831	847	870
<b>72 FH</b>	99	140	182	223	265	285	306	347	388	419	451	502	533	585	605	657	678	699	710	730	749	768	787	806
<b>72 INS</b>	126	180	235	289	345	372	399	454	508	552	591	661	699	771	798	863	890	918	936	963	988	1014	1039	1065
<b>84 FH</b>	111	157	204	251	299	322	346	393	439	474	510	568	604	663	686	745	768	792	805	828	850	871	893	915
<b>84 INS</b>	137	197	257	317	379	409	439	499	559	607	650	728	770	849	879	951	981	1012	1031	1060	1089	1117	1146	1174
<b>96 FH</b>	122	174	227	279	333	359	385	438	490	529	570	635	675	741	767	833	859	886	900	926	950	975	999	1024
<b>96 INS</b>	149	214	280	346	413	445	478	544	610	662	709	794	841	927	960	1039	1071	1105	1126	1158	1189	1221	1252	1283
<b>108 FH</b>	133	191	250	308	367	396	425	483	541	584	629	701	746	819	848	920	949	979	995	1023	1051	1078	1105	1133
<b>108 INS</b>	169	245	321	397	475	513	550	627	703	759	818	912	970	1065	1103	1199	1237	1275	1295	1333	1369	1406	1442	1478
<b>120 FH</b>	145	208	272	336	401	433	465	529	592	640	689	768	817	896	928	1008	1040	1073	1090	1121	1151	1181	1212	1242
<b>120 INS</b>	185	268	352	436	520	562	604	688	772	834	898	1002	1066	1171	1212	1317	1359	1402	1423	1465	1505	1545	1586	1626
Valance Options																								
<b>Clear Edge</b>	18	21	24	27	31	32	34	37	40	42	45	49	52	55	57	61	Call For Special Pricing							
<b>Single Executive</b>	47	56	65	73	82	86	90	99	107	112	120	129	137	146	150	161								
<b>Double Executive</b>	60	72	86	98	111	117	123	137	149	157	168	182	194	207	213	229								
<b>Cornice</b>	48	56	64	72	81	85	89	98	106	111	119	127	135	144	148	159								

**Finished Tracks Only:**

- |                                  |                                  |
|----------------------------------|----------------------------------|
| ▪ Sunteca Decomatic Track System | <b>List Prices</b><br>\$.80/Inch |
| ▪ MC100: 3 Prong Self Aligning   | \$.68/Inch                       |
| ▪ MC130: 3 Prong Self Aligning   | \$.68/Inch                       |
| ▪ 8 Prong Self Aligning          | \$.68/Inch                       |
| ▪ 8 Prong Wand                   | \$.68/Inch                       |

\*\*\* 3 Prong / 8 Prong tracks are not recommended for widths greater than 72” due to performance issues\*\*\*



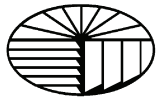
Slope Tracks	
Width	Retail
34"	\$104.90
40"	\$123.42
46"	\$141.92
52"	\$160.44
58"	\$178.94
64"	\$197.46
70"	\$215.98
76"	\$234.48
82"	\$253.00
88"	\$271.50
94"	\$290.02
100"	\$308.54
106"	\$327.04
112"	\$345.56
118"	\$364.06
124"	\$382.58
130"	\$401.10
136"	\$419.60
142"	\$438.12
148"	\$456.62
154"	\$475.14
160"	\$493.66
166"	\$512.16
172"	\$530.68
178"	\$549.18
184"	\$567.70
190"	\$586.22
196"	\$604.72
202"	\$623.24
208"	\$641.74
214"	\$660.26
220"	\$678.78
226"	\$697.28
232"	\$715.80
238"	\$734.30
240"	\$740.48

Curved & Arch Tracks	
Width	Retail
34"	\$321.10
40"	\$377.76
46"	\$434.42
52"	\$491.08
58"	\$547.74
64"	\$604.42
70"	\$661.08
76"	\$717.74
82"	\$774.40
88"	\$831.06
94"	\$887.72
100"	\$944.40
106"	\$1,001.06
112"	\$1,057.72
118"	\$1,114.38
124"	\$1,171.04
130"	\$1,227.70
136"	\$1,284.38
142"	\$1,341.04
148"	\$1,397.70
154"	\$1,454.36
160"	\$1,511.02
166"	\$1,567.68
172"	\$1,624.36
178"	\$1,681.02
184"	\$1,737.68
190"	\$1,794.34
196"	\$1,851.00
202"	\$1,907.66
208"	\$1,964.34
214"	\$2,021.00
220"	\$2,077.66

Skylight Tracks	
Width	Retail
34"	\$271.04
40"	\$318.86
46"	\$366.70
52"	\$414.52
58"	\$462.36
64"	\$510.20
70"	\$401.40
76"	\$605.86
82"	\$653.68
88"	\$701.52
94"	\$749.34
100"	\$797.18
106"	\$845.00
112"	\$892.84
118"	\$940.66
124"	\$988.50
130"	\$1,036.32
136"	\$1,084.16
142"	\$1,131.98
148"	\$1,179.82
154"	\$1,227.64
160"	\$1,275.48
166"	\$1,323.30
172"	\$1,371.14
178"	\$1,418.96

Top & Bottom Tracks	
Width	Retail
34"	\$202.35
40"	\$238.06
46"	\$273.76
52"	\$309.47
58"	\$345.18
64"	\$380.89
70"	\$416.60
76"	\$452.31
82"	\$488.01
88"	\$523.72
94"	\$559.43
100"	\$595.14
106"	\$630.85
112"	\$666.56
118"	\$702.26
124"	\$737.97
130"	\$773.68
136"	\$809.39
142"	\$845.10
148"	\$880.80
154"	\$916.51

**Additional freight charges may apply**



### Finished Vinyl Slats:

CHART 1	
Height	Retail
48	\$1.33
64	\$1.77
96	\$2.66
108	\$3.51
120	\$3.90
192	\$4.69

CHART 2	
Height	Retail
48	\$1.68
64	\$2.25
96	\$3.37
108	\$4.45
120	\$4.94
192	\$5.93

CHART 3	
Height	Retail
48	\$2.22
64	\$2.96
96	\$4.44
108	\$5.87
120	\$6.52
192	\$7.83

CHART 4	
Height	Retail
48	\$2.63
64	\$3.51
96	\$5.27
108	\$6.95
120	\$7.73
192	\$9.27

CHART 5	
Height	Retail
48	\$3.11
64	\$4.15
96	\$6.23
108	\$8.22
120	\$9.14
192	\$10.97

CHART 6	
Height	Retail
48	\$3.35
64	\$4.47
96	\$6.71
108	\$8.86
120	\$9.84
192	\$11.81

CHART 7	
Height	Retail
48	\$4.09
64	\$5.45
96	\$8.18
108	\$10.80
120	\$12.00
192	\$14.41

CHART 8	
Height	Retail
48	\$4.23
64	\$5.64
96	\$8.46
108	\$11.18
120	\$12.42
192	\$14.90

### Finished Fabric Slats:

CHART A	
Height	Retail
48	\$1.66
64	\$2.03
96	\$2.77
108	\$3.05
120	\$3.32
132	\$3.60
144	\$3.88
156	\$4.15
168	\$4.43
180	\$4.71
192	\$4.98

CHART B	
Height	Retail
48	\$3.10
64	\$3.95
96	\$5.64
108	\$6.28
120	\$6.91
132	\$7.55
144	\$8.18
156	\$8.82
168	\$9.46
180	\$10.09
192	\$10.73

CHART C	
Height	Retail
48	\$4.33
64	\$5.59
96	\$8.10
108	\$9.05
120	\$9.99
132	\$10.93
144	\$11.88
156	\$12.82
168	\$13.76
180	\$14.71
192	\$15.65

CHART D	
Height	Retail
48	\$5.19
64	\$6.74
96	\$9.83
108	\$10.98
120	\$12.14
132	\$13.30
144	\$14.46
156	\$15.62
168	\$16.78
180	\$17.94
192	\$19.10

CHART E	
Height	Retail
48	\$6.22
64	\$8.10
96	\$11.88
108	\$13.29
120	\$14.71
132	\$16.12
144	\$17.54
156	\$18.95
168	\$20.37
180	\$21.78
192	\$23.20

### Sunteca Slat Deductions:

Inside Mount: 1 5/8"

Outside Mount: 1 1/4"



<i>DA1000 Motorization</i>		
Type	Description	Net Price
A	<b>IR Control</b> , Includes: Motor, IR Receiver (Standard) 6 - Channel, IR Remote 6-Channel & Battery Holder	\$111.00
B	<b>IR Control</b> , Includes: Motor, IR Receiver (Remote Eye 18") 6-Channel, IR Remote 6-Channel & Battery Holder	\$123.00
C	<b>RF Control (1-Channel)</b> , Includes: Motor, RF Receiver, RF Electronic Interface, RF Remote 1-Channel & Battery Holder	\$221.00
D	<b>RF Control (4-Channel)</b> , Includes: Motor, RF Receiver, RF Electronic Interface, RF Remote 4-Channel & Battery Holder	\$251.00
E	<b>RF Wall Switch Wireless Control (1-Channel)</b> , Includes: Motor, RF Receiver, RF Electronic Interface, RF Wall Switch wireless 1-Channel & Battery Holder	\$228.50
F	<b>RF Wall Switch Wireless Control (4-Channel)</b> , Includes: Motor, RF Receiver, RF Electronic Interface, RF Wall Switch wireless 4-Channel & Battery Holder	\$250.50
<i>Power Options</i>		
Type	Description	Net Price
1	<b>Individual Power Supply</b> , Includes: Power Supply, plug in 110V/2A to 6V & Individual Power Supply Cord	\$70.00
2	<b>Power Distribution Box (PDB)</b> , Includes: Power Supply, plug in 110V/6A to 6V, Power Supply Cord, Power Distribution Box & 4 PDB Power Pigtailes. This unit will provide power for up to 4 motors.	\$257.50
<i>Individual Components</i>		
Type	Description	Net Price
3	Battery Holder	\$4.75
4	IR Receiver (Standard) 6-Channel	\$32.90
5	IR Receiver (Remote Eye-18") 6-Channel	\$39.85
6	IR Remote 6-Channel	\$20.40
7	RF Receiver	\$67.56
8	RF Electronic Interface	\$51.56
9	RF Remote 1-Channel	\$40.21
10	RF Remote 4-Channel	\$69.31
11	RF Wall Switch "wireless" 1-Channel	\$43.17
12	RF Wall Switch "wireless" 4-Channel	\$68.67
13	Individual Power Supply 110V/2A to 6V	\$61.40
14	Individual Power Supply Cord	\$10.00
15	Power Distribution Box (PDB)	\$112.77
16	PDB Power Supply 110V/6A to 6V	\$108.16
17	PDB Power Supply Cord	\$10.00
18	PDB Power Pigtail	\$7.93
19	PDB Power wire 16/2 - 50ft roll	\$21.43



*DA2000 Motorization*

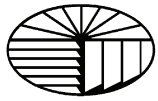
Type	Description	Net Price
A	<b>Wall Switch (1-Blind)</b> , Includes: Motor, Wall Switch, Control Cable 78" & Power Supply, plug in 110V to 12v/2a	\$521.00
B	<b>IR Control (Tilt-Only)</b> , Includes: Motor, Motor Controller, Power Supply, plug in 110V to 12V/2A, IR Receiver in Box with 3ft cable & IR Remote 1-Blind (tilt-only)	\$800.00
C	<b>IR Control</b> , Includes: Motor, Motor Controller, Power Supply, plug in 110V to 12V/2A, IR Receiver in Box with 3ft cable & IR Remote (10-blind)	\$842.00
D	<b>IR Key Pad Control</b> , Includes: Motor, Motor Controller, Power Supply, plug in 110V to 12V/2A & IR Key Pad (10-Blind)	\$940.00
E	<b>RF Control</b> , Includes: Motor, Motor Controller, Power Supply, plug in 110V to 12V/2A, RF Receiver with 3ft cable & IR/RF Remote (10-blind)	\$1,034.00
F	<b>RF Key Pad Control</b> , Includes: Motor, Motor Controller, Power Supply, plug in 110V to 12V/2A, RF Receiver with 3ft cable & RF Key Pad (10-Blind)	\$1,170.00
G	<b>Sun Sensor Control (Interior)</b> , Includes: Motor, Motor Controller, Power Supply, plug in 110V to 12V/2A, Interior Sun Sensor & Interface - Sun & Timer <b>* IR or RF control is recommended for this application (not included)</b>	\$1,087.50
H	<b>Sun Sensor Control (Exterior)</b> , Includes: Motor, Motor Controller, Power Supply, plug in 110V to 12V/2A, Exterior Sun Sensor & Interface - Sun & Timer <b>* IR or RF control is recommended for this application (not included)</b>	\$1,126.00
I	<b>LCD Timer Control (Dawn/Dusk)</b> , Includes: Motor, Motor Controller, Power Supply, plug in 110V to 12V/2A, LCD Timer (Dawn/Dusk) & Interface - Sun & Timer <b>* IR or RF control is recommended for this application (not included)</b>	\$1,146.00

*Automation Integration*

Type	Description	Net Price
1	DA2000 RS232 Interface, Needed for all integration projects	\$167.50
2	DA2000 RS232 Interface Adaptor, Used to connect to the RS232 interface from serial to RJ14	\$12.50

*Individual Components*

Type	Description	Net Price
3	Power Supply, plug in 110V to 12V/2A	\$39.85
4	Wall Switch (1-Blind)	\$37.06
5	Control Cable 78"	\$18.54
6	Control Cable 195"	\$31.95
7	Control Cable 351"	\$40.11
8	IR Receiver in Box with 3ft cable	\$19.58
9	IR Receiver - 2ft	\$15.90
10	IR Remote Tilt Only (1-Blind)	\$31.81
11	IR Remote (10-Blind)	\$75.86
12	IR Keypad (10 Blind)	\$167.68
13	RF Receiver with 3ft cable	\$91.77
14	IR/RF Remote (10-Blind)	\$117.47
15	RF Key Pad (10 Blind)	\$217.54
16	Interior Sun Sensor	\$17.13
17	Exterior Sun Sensor	\$56.29
18	LCD Timer Control (Dawn/Dusk)	\$108.77
19	Interface - Sun & Timer	\$134.60



**Executive**

(Double Executive Valance)

**Executive Valance**

Smart and modern with fully rounded corners, the Executive Valance adds the finishing touch to your vertical blind. This innovative product is a decorative window accessory which covers the blind headrail and is available in a single or double profile.

(vertical blinds only)

**Executive Valance Trims**

The executive series valance trims are the crowning touch to your beautifully decorated windows. Two Styles are available in a wide range of colors to find the accent trim that best coordinates with your vertical blind and décor. *(Color may vary due to printing process)*

**Executive Trims**

	Black Satin		White
	Denim		Dark Walnut
	Sage		Light Oak
	Blush		Chrome
	Lilac		Gold
	Silk		

**Tuscany Trims**

	Cocoa Silk		Pearl Rose
	Emerald		Pewter
	Steel Blue		Golden Cream
	Aubergine		White
	Muscadet		




**Cornice**

**Cornice Valance**

The award winning Cornice Valance is used to decorate vertical and horizontal blinds. The two cornice valance trims; Renaissance and Colonial allow for a more traditional accent coordinating with the moldings in your room. The two profiles can be mixed or matched on the same valance.

(vertical and horizontal blinds)



Renaissance Cornice Trim



Colonial Cornice Trim



# Sunteca Track System

## # of Carriers & Stack Width

### One-Way

# of Slats	Width	Stack
3	10"	3"
4	13.125"	3.25"
5	16.25"	3.625"
6	19.375"	3.875"
7	22.5"	4.25"
8	25.5"	4.5"
9	28.625"	4.875"
10	31.374"	5.125"
11	34.875"	5.5"
12	38"	5.75"
13	41.125"	6.125"
14	44.25"	6.375"
15	47.375"	6.75"
16	50.375"	7"
17	53.5"	7.375"
18	56.625"	7.625"
19	59.75"	8"
20	62.875"	8.25"
21	66"	8.625"
22	69.125"	8.875"
23	72.25"	9.25"
24	75.25"	9.5"
25	78.375"	9.875"
26	81.5"	10.125"
27	84.625"	10.5"

# of Slats	Width	Stack
28	87.75"	10.75"
29	90.875"	11.125"
30	94"	11.375"
31	97.125"	11.75"
32	100.25"	12"
33	103.625"	12.375"
34	106.375"	12.625"
35	109.5"	13"
36	112.625"	13.25"
37	115.75"	13.625"
38	118.875"	13.875"
39	122"	14.25"
40	125.125"	14.5"
41	128.125"	14.875"
42	131.25"	15.125"
43	134.375"	15.5"
44	137.5"	15.75"
45	140.625"	16.125"
46	143.75"	16.375"
47	146.875"	16.75"
48	150"	17"
49	153.125"	17.375"
50	156.125"	17.625"
51	159.25"	18"
52	162.375"	18.25"

# of Slats	Width	Stack
53	165.5"	18.625"
54	168.625"	18.875"
55	171.75"	19.25"
56	174.875"	19.5"
57	178"	19.875"
58	181"	20.125"
59	184.125"	20.5"
60	187.25"	20.75"
61	190.375"	21.125"
62	193.5"	21.375"
63	196.625"	21.75"
64	199.75"	22"
65	202.875"	22.375"
66	206"	22.625"
67	209"	23"
68	212.125"	23.25"
69	215.25"	23.625"
70	218.375"	23.875"
71	221.5"	24.25"
72	224.625"	24.5"
73	227.75"	24.875"
74	230.875"	25.125"
75	233.875"	25.5"
76	237"	25.75"
77	240"	26.125"



**Sunteca Track System**  
**# of Carriers & Stack Width**  
Split

# of Slats	Width	Stack Per Side
4	12.50	2.625
6	18.75	3
8	25	3.25
10	31.125	3.625
12	37.375	3.875
14	43.625	4.25
16	49.875	4.5
18	56	4.875
20	62.25	5.125
22	68.5	5.5
24	74.75	5.75
26	81	6.125
28	87.125	6.375
30	93.375	6.75
32	99.625	7
34	105.875	7.375
36	112	7.625
38	118.25	8
40	124.5	8.25

# of Slats	Width	Stack Per Side
42	130.75	8.625
44	136.875	8.875
46	143.125	9.25
48	149.375	9.5
50	155.625	9.875
52	161.75	10.125
54	168	10.5
56	174.25	10.75
58	180.5	11.125
60	186.75	11.375
62	192.875	11.75
64	199.125	12
66	205.375	12.375
68	211.625	12.625
70	217.75	13
72	224	13.25
74	230.25	13.625
76	236.5	13.875
78	240	14.25



## Decomatic Warranty

Universal Window Coverings, Inc. ("Company") warrants that its products will be free from defects in materials and workmanship, under normal use and service and subject to the conditions set forth below, for the following respective time periods:

### HEAD RAIL: LIFETIME LIMITED WARRANTY

Company warrants that its Head rail sold hereunder will substantially conform to the applicable specifications and will be free from defects in material and workmanship for the life of the Head rail, under normal and proper use and service.

### BLIND VANES: 3 YEAR LIMITED WARRANTY

Company warrants that its blind louvers sold hereunder will substantially conform to the applicable specifications and will be free from defects in material and workmanship for a period of three (3) years after date of purchase, under normal and proper use and service.

### ELECTRICAL COMPONENTS: 2 YEAR LIMITED WARRANTY

Company warrants that its electrical components sold hereunder will substantially conform to the applicable specifications and will be free from defects in material and workmanship for a period of two(2) years after date of purchase, under normal and proper use and service.

**WARRANTY LIMITATION.** This limited warranty and remedies for breach of warranty extend only to the ultimate owner at the original site of installation and do not cover, and Company shall not be liable for, (i) abnormal wear and tear or damage caused by improper installation, maintenance or use contrary to the instructions published by Company (ii) storage of Products in a wet or damp area or unprotected from weather and other job conditions (iii) any cause beyond the control of Company, including without limitation conditions caused by movement, settlement or structural defects of building in which the Products are installed, fire, wind, hail, flood, lightning or other acts of God, intentional acts, accidents, negligence or exposure to harmful chemicals, pollutants or other foreign matter or energy, or (iv) repair of damage caused by anyone except personnel authorized by Company. Products repaired or replaced and designs corrected under warranty are warranted only for the remainder of the original warranty period if a time limitation has been give. Any general product literature is for illustrative purposes only and does not amount to a warranty of any kind. Purchaser accepts full responsibility for the selection of the Products to achieve intended results.

THIS LIMITED WARRANTY AS SET FORTH HEREIN IS STRICTLY Limited TO ITS TERMS AND IS IN LIEU OF ALL OTHER WARRANTIES, GUARANTEES, EXPRESS OR IMPLIED, ARISING BY OPERATION OF LAW, COURSE OF DEALING, USAGE OF TRADE OR OTHERWISE, ANY IMPLIED WARRANTIES INCLUDING BUT NOT LIMITED TO ANY IMPLIED WARRANTIES OF MERCHANTABILITY OR FITNESS FOR A PARTICULAR PURPOSE SHALL BE LIMITED IN DURATION TO THE WARRANTY PERIODS OF TIME SET FORTH ABOVE.

**REMEDY. PURCHASER'S SOLE AND EXCLUSIVE REMEDY UNDER THIS LIMITED WARRANTY OR ANY (INCLUDING ANY IMPLIED WARRANTY), AND COMPANY'S ONLY OBLIGATION FOR BREACH OF WARRANTY FOR PRODUCTS FURNISHED HEREUNDER, SHALL BE, AT COMPANY'S OPTION, TO REPAIR OR REPLACE THE DEFECTIVE ITEM(S) OR PART(S) WHICH FAIL WITHIN THE DESIGNATED WARRANTY TIME PERIOD, FREE OF CHARGE, provided that Purchaser promptly give notice, but not later that 30 days after defect(s) is discovered, to Company of such failure. In the event Purchaser claims that the Products are defective, Purchaser must return such Products to Company to examine the Products to determine if such Products are defective. In addition, upon Company's request, Purchaser must allow Company's personnel access and permission to inspect the Products at the site of installation or use. NOTWITHSTANDING THIS WARRANTY, UNDER ALL CIRCUMSTANCES, PURCHASER IS RESPONSIBLE FOR THE COSTS OF REMOVAL, INSTALLATION OR REINSTALLATION OF THE PRODUCT.**

**DISCLAIMER: LIMITATION OF LIABILITY TIME FOR CLAIMS.** Purchaser understands and agrees that COMPANY SHALL NOT BE LIABLE FOR INCIDENTAL, SPECIAL, INDIRECT OR CONSEQUENTIAL OR OTHER SIMILAR DAMAGES including but not limited to loss of profit or revenues, damage for loss of the use of the products, damages due to delay, damage to property, claims of third parties, including personal injury or death suffered as a result of use of products of failure of Company to warn, or to adequately warn, against the dangers of the products or to instruct, or adequately instruct, about the safe and proper use of the products, whether or not the Company has been advised to the potential for such damages. The total liability, will be limited to the lesser of Purchaser's actual damages or the purchase price paid to Company of the products that are the subject of Purchaser's claim. However, this limitation of liability does not apply to damages resulting from personal injury caused by Company's negligence. All claims against Company must be brought within one year after the cause of action arises, and Purchaser expressly waives any statute of limitations which might apply by operation of law or otherwise.

COMPANY SHALL NOT BE LIABLE FOR ANY DAMAGE OR PENALTIES WHATSOEVER, WHETHER, DIRECT, INDIRECT, INCIDENTAL, SPECIAL OR CONSEQUENTIAL, FOR ACTIONS AND OMISSIONS RESULTING FROM COMPANY'S FAILURE TO DELIVER OR DELAY IN DELIVERY FOR ANY REASON.

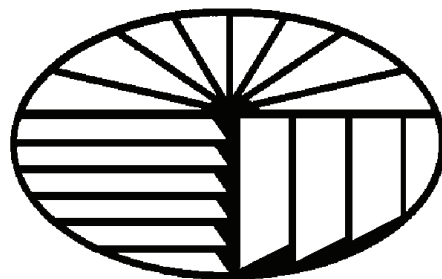
### CLAIMS FOR WARRANTY SERVICE

To obtain warranty service, Purchaser must notify company and the dealer which sold the product in writing of the nature of the problem. In the written notice, Purchaser must include its name, address, telephone number, a description of the problem and the date on which the problem first occurred. A bill of sale, canceled check, receipt or other proof of purchase also must be provided to verify the date of purchase and the identity of the Purchaser. In some cases, Company may require Purchaser to ship the defective part(s), transportation or other related charges prepaid, to the nearest warranty service factory location. Purchaser must contact Company and the dealer that sold the Product as soon as possible, but not later that 30 days, after the defect(s) is discovered. If Purchaser has any problems with or questions about warranty service, please write Universal Window Coverings, Inc. at 12139 Science Drive, Orlando, FL 32826.

**REPLACEMENT PARTS.** Replacement parts supplied by Company under this Limited Warranty are not warranted.

**RESALE OF PRODUCTS.** Upon resale of any Products sold hereunder, Purchaser agrees to extend to its customers no greater warranties than those contained herein and limit its liability and remedies to the same extent as those set forth herein.

**SEPARABILITY; INVALIDITY.** If any portion of this Limited Warranty shall for any reason be held by a court of competent jurisdiction to be invalid and unenforceable, the valid and enforceable provisions will continue to be given effect and bind parties hereto.



# UNIVERSAL WINDOW COVERINGS, INC.

12139 Science Dr. Suite 101 Orlando, FL 32826

(407) 275-1455 1-800-494-9636 FAX (407) 275-6919 FAX 1-866-872-0672

[www.universalwc.com](http://www.universalwc.com)