

# Vienna™

SOFT SHEERS



Product Reference & Price Guide

## Soft Sheer Horizontal Shadings

October 2011

Prices subject to change without notice.



# Vienna Price Code Listing Featuring Soft Sheer Horizontal Window Shadings

*This Price Code Listing contains product pricing, product specifications and technical information for the complete line of Vienna Soft Sheer Window Shadings.*

<b>Vienna Soft Sheer Horizontal Window Shadings</b> .....	<b>(pages 1-11)</b>
Pricing Grids .....	2-3
Width and Height Dimensions .....	2-3
Deluxe RTS Motorization .....	4-5
Finished Dimensions .....	6
Headrail Options .....	6
Cord Information .....	6-7
Design and Operation .....	7-8
Measuring Instructions .....	8
Skew Adjusting Bottomrail .....	9
Tilt-Only Vienna Specifications .....	10
Tilt-Only Vienna Pricing Grids .....	11-12
<b>General Product Information</b> .....	<b>(page 13)</b>
Cleaning and Care .....	13
Child Safety .....	13
Warranty Information .....	13
Conditions of Sale .....	13

## Vienna Soft Sheer Horizontal Window Shadings Features at a Glance

- ◆ A window shading of unique beauty and performance for the finishing touch to a beautiful window and room.
  - ◆ Horizontal fabric vanes float between two layers of soft, knitted fabric sheers, to soften your view outside with a choice of fabrics.
  - ◆ New non-woven vane fabrics feature a softer, brushed look for your windows.
  - ◆ All Soft Sheer Horizontal vane colors are featured between two layers of white sheer fabric except for Pearl Essence, color #3001. This unique color features sheer fabric that is perfectly matched to the Pearl color of the vane creating a rich tone-on-tone appearance.
  - ◆ Available to widths of 114” and drops to 132” to provide visual elegance to the widest of windows.
  - ◆ Vanes glide from open to closed to out of sight with elegant hardware.
  - ◆ Only the Vienna Continuous Cord System provides five distinctly different variations of vane position for numerous combinations of privacy, view and light control.
  - ◆ Only with Vienna, partially raise the shading with the fabric vanes in the open, “view-through” position so you keep your view and still feel the outdoor breeze.
  - ◆ An adjustable weight system hidden in the bottom rail end caps allows for on-the-spot skew adjustment for a balanced appearance in the window.
  - ◆ Two different color coordinated headrail styles to maintain your sophisticated look.
  - ◆ Low side light gap provides minimal light leakage on shading sides and above the headrail for increased privacy.
  - ◆ Easy to install hardware and brackets allows for effortless installations and easy removal for cleaning.
  - ◆ May be ultrasonically or traditionally cleaned to stay bright and beautiful.
  - ◆ Limited Lifetime Warranty as a commitment to your satisfaction.
- Flame Resistance**
- ◆ Soft Sheer Horizontal fabric may be processed with a topical treatment to resist flames and adhere to strict flammability codes. For more information, contact your fabricator.

*Vienna Soft Sheer Horizontal  
Window Shadings*

*2" Vane  
Sheer, Linen Print and Brushed Vane Fabrics*

Height	Width	24"	30"	36"	42"	48"	54"	60"	66"	72"	84"	96"	114"
	36"	486	547	612	668	732	795	853	917	1074	1205	1329	1615
42"	514	579	644	714	781	851	917	984	1146	1288	1421	1733	
48"	544	613	686	756	830	903	982	1057	1222	1369	1517	1856	
54"	565	643	721	801	882	961	1048	1135	1296	1451	1623	2032	
60"	591	679	760	844	929	1021	1112	1206	1365	1544	1730	2172	
66"	617	711	800	890	984	1083	1186	1283	1439	1642	1840	2309	
72"	644	742	839	934	1039	1146	1251	1358	1517	1733	1948	2460	
78"	662	768	869	976	1084	1198	1307	1422	1588	1821	2045	2584	
84"	689	800	905	1026	1141	1259	1382	1501	1672	1919	2155	2716	
90"	718	830	947	1072	1197	1327	1448	1575	1751	2011	2264	2864	
96"	745	865	987	1119	1251	1383	1513	1646	1834	2105	2371	3008	
102"	854	989	1126	1273	1408	1536	1716	1883	2015	2292	2556	3092	
108"	900	1041	1186	1340	1479	1619	1805	1984	2122	2408	2691	3254	
114"	955	1104	1258	1421	1575	1721	1913	2104	2251	2556	2852	3453	
120"	1026	1183	1350	1522	1681	1840	2046	2251	2409	2738	3055	3695	
126"	1092	1259	1438	1620	1792	1962	2182	2403	2569	2917	3255	3940	
132"	1165	1342	1532	1726	1909	2092	2325	2560	2739	3110	3470	4199	

Shadings over 96" high must be fabricated with the Deluxe Headrail.  
Shadings over 96" in width may require additional fabrication and delivery time.

*Vienna Soft Sheer Horizontal  
Window Shadings*

*2" Vane  
Room Darkening Fabrics*

Height	Width	24"	30"	36"	42"	48"	54"	60"	66"	72"	84"	96"	114"
	36"	536	602	673	735	803	876	938	1009	1183	1327	1461	1775
42"	567	638	708	786	858	936	1009	1082	1261	1416	1564	1907	
48"	597	674	756	830	913	994	1078	1164	1344	1507	1670	2044	
54"	621	707	793	883	968	1057	1152	1246	1424	1595	1786	2236	
60"	649	746	836	929	1021	1123	1222	1328	1502	1698	1902	2389	
66"	678	781	882	980	1082	1192	1304	1413	1582	1806	2024	2538	
72"	708	818	923	1028	1143	1261	1375	1494	1670	1907	2142	2704	
78"	730	845	956	1073	1193	1317	1438	1565	1746	2003	2247	2842	
84"	759	882	996	1126	1256	1385	1521	1648	1839	2108	2370	2987	
90"	791	913	1041	1179	1316	1457	1592	1732	1927	2212	2490	3151	
96"	820	954	1085	1231	1375	1522	1667	1811	2018	2316	2608	3310	
102"	939	1090	1240	1400	1550	1691	1886	2072	2217	2520	2812	3403	
108"	991	1145	1304	1473	1627	1782	1985	2182	2333	2648	2958	3579	
114"	1050	1216	1383	1564	1732	1893	2104	2314	2477	2812	3138	3797	
120"	1126	1302	1483	1674	1851	2024	2250	2477	2649	3012	3361	4065	

Shadings over 96" high must be fabricated with the Deluxe Headrail.  
Shadings over 96" in width may require additional fabrication and delivery time.

**VIENNA SOFT SHEER HORIZONTAL WINDOW SHADINGS SPECIFICATIONS**

**Sheer Fabrics**

The sheer fabrics feature light filtering vanes that add dimension to any room.

**Width and Height Dimensions**

Minimum Width: 12" Maximum Width: 114"  
Minimum Height: 12" Maximum Height: 132"\*

**Room Darkening Fabrics**

The room darkening fabrics feature room darkening vanes that provide light control and privacy.

**Width and Height Dimensions**

Minimum Width: 12" Maximum Width: 114"  
Minimum Height: 12" Maximum Height: 122"\*

\* For shadings measuring over 96" high, the Deluxe Headrail is required.

*Vienna Soft Sheer Horizontal  
Window Shadings*

*3" Vane  
Sheer and Brushed Vane Fabrics*

Height	Width	24"	30"	36"	42"	48"	54"	60"	66"	72"	84"	96"	114"
	36"	536	602	673	735	803	876	938	1009	1183	1327	1461	1775
42"	567	638	708	786	858	936	1009	1082	1261	1416	1564	1907	
48"	597	674	756	830	913	994	1078	1164	1344	1507	1670	2044	
54"	621	707	793	883	968	1057	1152	1246	1424	1595	1786	2236	
60"	649	746	836	929	1021	1123	1222	1328	1502	1698	1902	2389	
66"	678	781	882	980	1082	1192	1304	1413	1582	1806	2024	2538	
72"	708	818	923	1028	1143	1261	1375	1494	1670	1907	2142	2704	
78"	730	845	956	1073	1193	1317	1438	1565	1746	2003	2247	2842	
84"	759	882	996	1126	1256	1385	1521	1648	1839	2108	2370	2987	
90"	791	913	1041	1179	1316	1457	1592	1732	1927	2212	2490	3151	
96"	820	954	1085	1231	1375	1522	1667	1811	2018	2316	2608	3310	
102"	939	1090	1240	1400	1550	1691	1886	2072	2217	2520	2812	3403	
108"	991	1145	1304	1473	1627	1782	1985	2182	2333	2648	2958	3579	
114"	1050	1216	1383	1564	1732	1893	2104	2314	2477	2812	3138	3797	
120"	1126	1302	1483	1674	1851	2024	2250	2477	2649	3012	3361	4065	
126"	1200	1385	1581	1783	1971	2158	2400	2642	2824	3207	3580	4335	
132"	1281	1477	1686	1900	2101	2299	2559	2815	3013	3420	3818	4621	

Shadings over 96" high must be fabricated with the Deluxe Headrail.  
Shadings over 96" in width may require additional fabrication and delivery time.

*Vienna Soft Sheer Horizontal  
Window Shadings*

*3" Vane  
Room Darkening Fabrics*

Height	Width	24"	30"	36"	42"	48"	54"	60"	66"	72"	84"	96"	114"
	36"	590	662	740	809	883	964	1032	1110	1110	1301	1460	1607
42"	624	702	779	865	944	1030	1110	1190	1387	1558	1720	2098	
48"	657	741	832	913	1004	1093	1186	1280	1478	1658	1837	2248	
54"	683	778	872	971	1065	1163	1267	1371	1566	1755	1965	2460	
60"	714	821	920	1022	1123	1235	1344	1461	1652	1868	2092	2628	
66"	746	859	970	1078	1190	1311	1434	1554	1740	1987	2226	2792	
72"	779	900	1015	1131	1257	1387	1513	1643	1837	2098	2356	2974	
78"	803	930	1052	1180	1312	1449	1582	1722	1921	2203	2472	3126	
84"	835	970	1096	1239	1382	1524	1673	1813	2023	2319	2607	3286	
90"	870	1004	1145	1297	1448	1603	1751	1905	2120	2433	2739	3466	
96"	902	1049	1194	1354	1513	1674	1834	1992	2220	2548	2869	3641	
102"	1033	1199	1364	1540	1705	1860	2075	2279	2439	2772	3093	3743	
108"	1090	1260	1434	1620	1790	1960	2184	2400	2566	2913	3254	3937	
114"	1155	1338	1521	1720	1905	2082	2314	2545	2725	3093	3452	4177	
120"	1239	1432	1631	1841	2036	2226	2475	2725	2914	3313	3697	4472	

Shadings over 96" high must be fabricated with the Deluxe Headrail.  
Shadings over 96" in width may require additional fabrication and delivery time.

**VIENNA SOFT SHEER HORIZONTAL WINDOW SHADINGS SPECIFICATIONS**

**Sheer Fabrics**

The sheer fabrics feature light filtering vanes that add dimension to any room.

**Width and Height Dimensions**

Minimum Width: 12" Maximum Width: 114"  
Minimum Height: 12" Maximum Height: 132"\*

**Room Darkening Fabrics**

The room darkening fabrics feature room darkening vanes that provide light control and privacy.

**Width and Height Dimensions**

Minimum Width: 12" Maximum Width: 114"  
Minimum Height: 12" Maximum Height: 122"\*

\* For shadings measuring over 96" high, the Deluxe Headrail is required.

# MOTORIZED VIENNA SHEER HORIZONTALS

---

Vienna Sheer Horizontals are motorized with a radio frequency system that can be operated with several control options.

## How to price a Motorized Vienna Shade

### *Example:*

Vienna 2" Light Filtering Vane 36" x 48" .....	\$686
Lift System Surcharge .....	\$694
Surcharge for 5 Channel Remote .....	\$234
Total: .....	\$1614

*\*Note that all standard discounts apply to the lift system and options*

## Surcharges

<u>Motor Surcharge</u> .....	\$694
------------------------------	-------

*\*The motor surcharge includes a standard 12 Volt battery wand with eight AA lithium batteries.  
The remote's, wall switches and timers are sold separately and can be used in conjunction with one another.  
Prices are as follows:*

### Battery Wand Upgrades

*48" Extension Wire .....	\$27
*96" Extension Wire .....	\$38

### Remote

*RTS 5 Channel Remote .....	\$234
-----------------------------	-------

### Wireless Wall Switches

*RTS 5 Channel Wall Switch-White .....	\$461
*RTS 5 Channel Wall Switch-Ivory .....	\$461

### Timers

*RTS Wireless Timer .....	\$474
*RTS Wireless Timer with Sun Sensor .....	\$715

### DC Power Supply

*12 Volt DC Power Supply .....	\$203
--------------------------------	-------

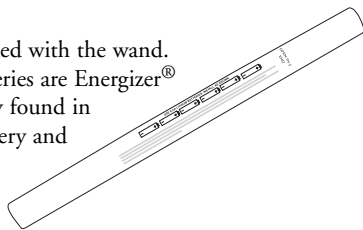
*\*Note that all standard discounts apply to the lift system and options*

### **Battery Life**

Battery life will vary depending on type of covering, the size and weight of the window covering and the number of times you operate the shade daily.

### **Battery Replacement**

Eight lithium batteries are included with the wand. Recommended replacement batteries are Energizer® AA lithium. These are commonly found in home improvement centers, grocery and hardware stores.



### **5 Channel RTS Remote**

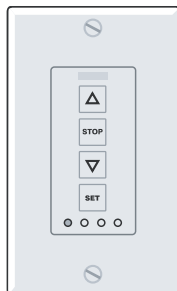


The 5 Channel Remote can operate up to five shades or groups of shades individually. The remote utilizes one 3V lithium battery and is included with your order.

### **5 Channel Wall Switch Option**

The RTS System has a wall switch option to operate the shades. The 5 Channel Switch can operate up to five shades or groups of shades individually. The switch is easy to install with a standard single gang electrical box and does not require any wiring. Overall dimensions: Height 4 1/2" Width 2 3/4" Depth 1 1/4". One 3V Lithium Battery is included in your order.

*\*Please specify white or ivory when ordering.*



### **RTS System Wireless Timer**

The RTS System Wireless Timer allows you to set specific times for your shades to be raised and lowered. The Timer can be programmed to operate at the same time or different times each day. The Wireless Timer also features a security function that will raise and lower shades randomly to give the impression of an occupied home. Commands are transmitted via radio frequency so external wiring is not necessary.

Overall dimensions: Height and Width 3 1/8" Depth 1". Two 1.5V DC (AAA) batteries are included in your order.



### **RTS System Wireless Timer with Sun Sensor**

The RTS System Wireless Timer with Sun Sensor has identical features to the timer above, but can also be programmed to raise and lower your shades according to the intensity of incoming sunlight.



### **DC Power Supply**

12 Volt DC Power Supply is available and requires a standard power outlet to run the shade's motor. The power supply plugs into the motor.

### **Battery Operated Motorized Shade Warranty**

The fabricator warrants its motors to be free from defects in material and workmanship under normal and proper use for a period of 5 years starting from the date stamped on the motor. Mechanical, electrical and electronic accessories are warranted for one year from the invoice date.

## Finished Dimensions For Vienna Horizontal Window Shadings

Once ordered and manufactured, the width of the fabric cannot be altered. Your fabricator makes deductions to the width of Window Shadings depending on the type of mounting indicated. For all mounting types, fabric will measure exactly the height ordered when the vanes are in the open or "view-through" position.

### Note on Specifications

Due to variations in fabric weave and environmental conditions, the finished dimensions for both width and height may vary, plus or minus 1/8", from your order measurements.

#### Inside Mount

- Headrail\* will measure ordered width minus: 3/16"
- Fabric will measure ordered width minus: 1 1/8"

#### Side (End) Mount

- Headrail\* will measure ordered width minus: 11/16"
- Fabric will measure ordered width minus: 1 5/8"

#### Outside Mount

- Headrail\* will measure ordered width plus: 3/16"
- Fabric will measure ordered width minus: 3/4"

#### Exact End to End Mount

- Headrail\* will measure ordered width:
- Fabric will measure ordered width minus: 15/16"
- Width and height measurements may vary plus or minus: 1/8"

\* Headrail measurement includes end caps

## Headrail Options

Vienna Soft Sheer Horizontal Window Shadings are available with your choice of two headrail styles - Standard and Deluxe. Both headrail styles utilize the same easy-to-install mounting brackets.




Figure A

The color coordinated aluminum headrail is now referred to as the Standard Headrail and is standard on all Vienna Window Shadings less than 96" in height unless otherwise specified.

## Deluxe Headrail (Figure B)

The Deluxe Headrail is white aluminum with a color coordinated fabric insert. This headrail is required on Shadings over 96" long, but is available on all Vienna Window Shadings upon request.

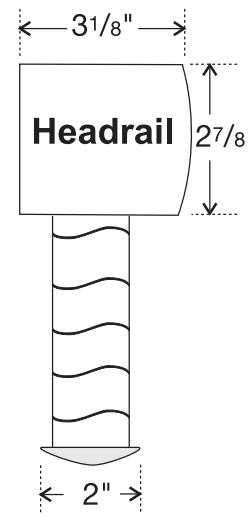


Figure B

#### Inside Mount

Minimum depth for flush inside mount including the installation brackets: 3 5/8"

#### Shallow Mount

Minimum depth required for mounting: 3/4"

#### Side Mount

Minimum depth for side mount: 1 1/4"  
Maximum shading width for side mount: 48"

#### Outside Mount

Minimum surface area required for mounting: 3/4"

#### Headrail Inserts

The fabric inserts for the Deluxe Headrail are available in coordinating Sheer colors.

The Deluxe Headrail is required on Vienna Window Shadings over 96" height but can be used on any Vienna Window Shading upon request.

## Cord Information

Braided polyester cord styles will measure the height indicated below unless otherwise specified.

Shade Height	Standard Loop
12" - 36"	2' (24")
36" - 48"	3' (36")
48" - 72"	4' (48")
72" - 96"	5' (60")
96" - 120"	6' (72")
120" - 132"	7' (84")

Maximum cord heights:

- Polyester cord - 15 feet

Cord can be ordered in custom lengths in one foot increments only.

(Cord information continued on page 6)

## WARRANTY Information regarding Polyester Cord Operation

The braided polyester cord does not have a reverse roll stop. If a shade with a braided polyester cord is raised above 24" in the "reverse roll" mode, there is a possibility of the fabric rubbing on the headrail. Your fabricator reserves the right NOT to warrant wear and tear of fabric if damaged by roll-up in excess of 24".

## Design and Operation Fabric Collections

Vienna Sheer Window Shadings are available with two different fabric vanes. Vienna Sheer fabric gently filters light while room darkening casts deep room darkening shadows. Please note that room darkening is not a blackout fabric.

## Shading Operation

Vienna Window Shadings feature the Continuous Cord System. The Continuous Cord System provides the ability to manipulate the shading into various viewing positions. From the closed and retracted position (fabric inside the headrail), lower the fabric by pulling down on the rear of the loop cord until you reach the desired shading position. Once lowered completely to the window sill, continuing to pull the cord in the same direction will open the horizontal fabric vanes, offering varied views to the outside. Continuing to pull the cord in the same direction will lift the shading while still in the view-through mode. To retract the shading, simply pull down on the front of the cord until the shading reaches the desired viewing mode or fabric position.

## Viewing Options

The Continuous Cord System provides a number of varied views to the outside for controlling light and privacy. Consequently, there are variations in visibility through the shadings when the vanes are tilted to their maximum open positions. The following five modes can be obtained with standard shading operation when viewing the shading at eye level.

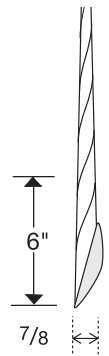
- ♦ **Closed top, open bottom** - By partially lowering the shading from the fully raised position, the upper portion of your window will become semi-opaque while allowing a clear view below.
- ♦ **Fully private** - When lowered completely, the shading provides complete privacy and softly diffuses light.
- ♦ **Partially open** - Opening the shading slightly will gradually increase the level of light and allow varying levels of "view-through."
- ♦ **View-through when lowered** - By completely opening the vanes, the shading provides a softened, veiled view to the outside.
- ♦ **View-through when raised** - From the open or view-through position, continuing to pull down on the back of the cord will raise the fabric allowing a clear view outside from below, and a veiled view above. This exclusive feature allows the shading to be raised up to 24" in this mode.

**Please refer to the Warranty Information Regarding Polyester Cord section for important details on the polyester cord.**

## Vane Closure (Figure C)

Vienna Window Shadings fabric vanes overlap and provide privacy when closed. However, the inherent nature of the fabric will cause a slight increase in the distance from the front sheer to back sheer as you move further down the shading. These vanes do not form a perfect seal against light leakage which is most visible toward the bottom of the shading.

Vane closure is measured as the distance between the front and rear fabric sheers 6" up from the lowest point of the bottom rail, with the shading fully lowered and the vanes closed. For sheer shadings, the maximum distance from the front sheer to the back sheer when closed is 7/8". On room darkening fabrics, the distance is 5/8". Vane closure on all 3" fabrics will have a distance of 1"



**Figure C**

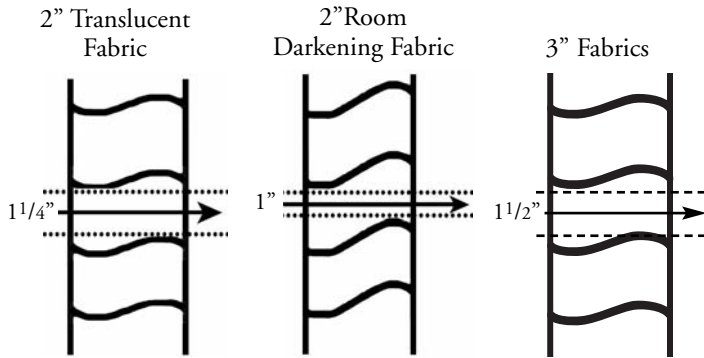
## Side by Side Alignment

When Vienna Window Shadings are installed side-by-side, vane alignment can be guaranteed within 1/4" only if:

- ♦ The shadings are the same color and ordered at the same time.
- ♦ The sum total of the widths of all shades needing alignment is less than 102".
- ♦ Side-by-side lineup must be specified when the order is placed.

## Vane Opening

Vanes on the style of Vienna fabrics open to slightly different degrees. Consequently, there are variations in visibility through the shadings when the vanes are tilted to their maximum open positions. The variations among the products are shown in the below illustration when looking through the shading  $\frac{1}{4}$  of the way up from the bottom.



## Leveling Vienna Window Shadings

Vienna Window Shadings are leveled and weighted in the factory. When installed level, the fabric will not skew when raised. If the headrail is not installed level, skewing can occur that can damage the edge of the fabric. Be sure to follow the installation instructions carefully to ensure correct and balanced operation.

## Hardware

### Hold Down Brackets

Hold down brackets are made of a clear plastic which fit into holes in the endcap of the bottom rail. Hold downs are generally used to secure the bottom of the window shading to prevent swaying.

### Extension Brackets

Extension or "L" brackets are available which can be used to project the back of the shading  $4\frac{1}{4}$ " from the mounting surface.

### Spacer Blocks

Spacer blocks project the shading  $\frac{3}{8}$ " from the mounting surface. Use spacer blocks to obtain clearance when obstructions, such as window cranks or door handles, obstruct the movement of the shading.

### Cord Tensioner

The cord tensioner keeps the cord taut to prevent children and pets from entangling and subsequently injuring themselves. It also allows the bead chain and roll stop to pass through easily, as well as the polyester cord. Cord tensioners must be used for this product to comply with the Consumer Product Safety Commission (CPSC) Child Safety guidelines.

## Important Measuring Guidelines For Vienna Horizontal Window Shadings

- ◆ Precise width and height measurements are critical. Fabric width cannot be altered after the shading is fabricated.
- ◆ Please use a metal tape measure for accuracy from home to factory.
- ◆ The headrail must be installed perfectly level and installed evenly to ensure smooth operation. On an inside mount, it is recommended that you check to see that the mounting surface is level and consistent. If your soffit needs to be leveled, this should be done before measuring.

## Length Considerations

Your fabricator will fabricate your Vienna Window Shading to the exact height ordered, when the vanes are in the open (or view-through) position. When the vanes are rotated to the closed position, the shading will become  $\frac{3}{8}$ " longer.

When closed on an inside mount, a slight puckering may occur on the lower most sheer section because of contact with the sill. To compensate, slightly raise the shading until the rail begins to lift off the window sill.

If preferred, the shading can be ordered  $\frac{3}{8}$ " less than the measured height of the window opening. In this case, the bottom rail will be positioned  $\frac{3}{8}$ " above the sill when the vanes are in the open position. (Figure D) Rotating the vanes closed will cause the bottom rail to touch the window sill, closing any space.

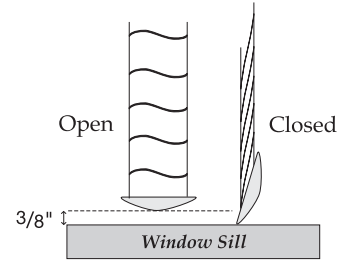
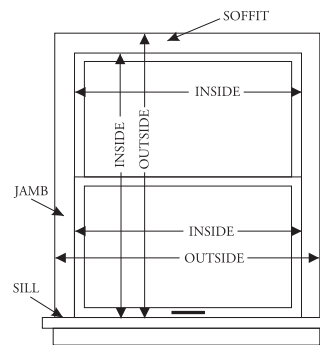


Figure D

## Measuring Instructions For Vienna Horizontal Window Shadings



### Inside Mount

Measure across the width of your window opening in three different places - top, middle and bottom. Measurements should be taken within the window jamb. Provide the smallest of the three measurements to your fabricator. Be exact. Your fabricator will make the necessary deductions to fit the window opening.

Measure the height of the window opening from the underside of the soffit to the surface of the window sill in two places - use the smallest of these two measurements.

### Side Mount

Vienna may be side mounted using "L" brackets. For side mounts, follow the instructions for inside mounts. An additional  $\frac{1}{2}$ " will be taken off the standard inside mount deduction to allow room for the "L" brackets.

The maximum shade width utilizing the side mount option is 48".

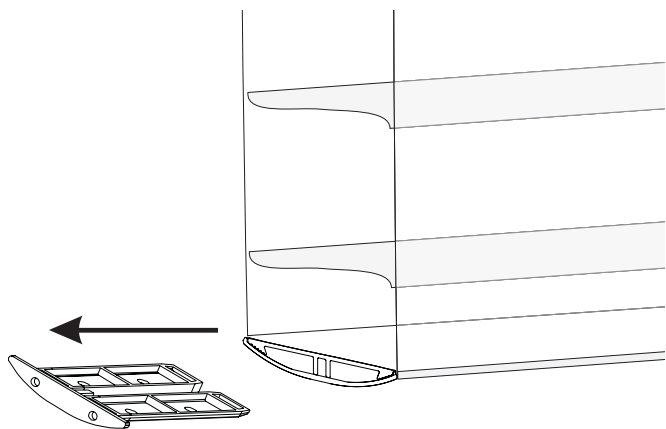
### Outside Mount

Measure the exact width and height of the area to be covered. On the width, allow at least  $1\frac{1}{2}$ " of an overlap on each side. An overlap of 3" on each side is recommended.

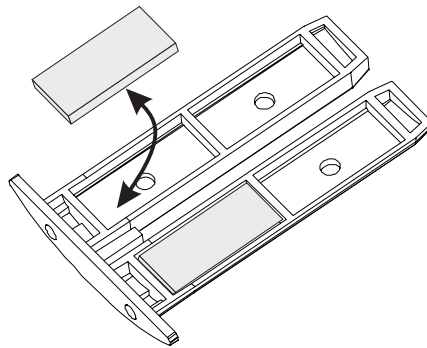
Be sure to take into consideration any obstructions such as window trim, molding, locks and window cranks.

## Skew Adjusting Bottom Rail

After installation, windows that are not square and level may cause the shadings to shift to one side as it rolls up, requiring adjustment of the bottom rail. Bottom rail endcaps are weighted with two weights on each side. Remove endcap from rail on finished shading. Weights are added or removed to adjust skewing. Add weight to the side the fabric shifts to, or remove weight from the opposite side.



Remove endcap from rail on finished shade



Add or remove weights to adjust




## Vienna Tilt Only Soft Sheers

Cover your Sidelights, Transoms or French Doors with a Tilt-Only Sheer. Tilt-Only Sheer feature a narrow headrail that can easily mount to a window frame or door with unobtrusive hinges. An operating handle will allow you to tilt the vanes from opened to fully closed.

Vienna Soft Sheers light filtering and room darkening fabric collections are available with the tilt-only option.

Rails and end caps on Tilt-Only Soft Sheers are matched to your fabric color selection.

Soft Sheers hinges and operating handles are available in three colors: white, brushed silver and brass to coordinate to traditional hardware. Please specify your color choice when ordering.



Tilt Only  
Sidelight Open



Tilt Only  
Sidelight Closed

## Width and Height Dimensions

### Tilt-Only Shadings

Minimum Width: 6"  
Minimum Height: 12"

Maximum Width: 72"  
Maximum Height: 96"

\*Note: Shades over 72" high are limited to a maximum of 36" in width.

### Finished Dimensions Tilt-Only Shadings

#### Inside Mount

-Headrail\* will measure ordered width minus: 3/16"  
-Fabric will measure ordered width minus: 5/16"

#### Outside Mount

-Headrail\* will measure ordered width plus: 3/16"  
-Fabric will measure ordered width  
(width and height measurements may vary plus or minus 1/8")

#### Exact Mount

-Headrail\* will measure ordered width  
-Fabric will measure ordered width minus: 3/16"  
(width and height measurements may vary plus or minus 1/8")

Side Mount is not available for Tilt-Only Shadings

\*Headrail measurements include end caps.

## Mounting Requirements for Tilt-Only Soft Sheers

### Inside Mount

Minimum depth for flush inside mount including installation hinges: 2 5/8"

### Shallow Mount

Minimum depth required for mounting: 1 1/2"

### Outside Mount

Minimum surface area required for mounting: 3/4"

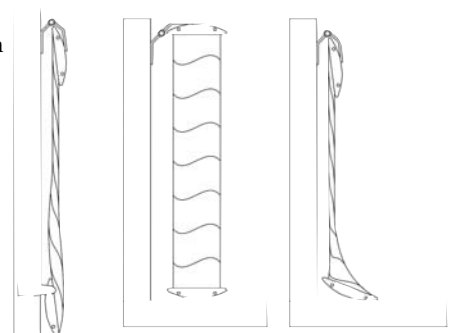
Side Mount is not available for Tilt-Only Shadings

### Height Considerations

Your fabricator will fabricate your Tilt-Only Soft Sheers to the exact height ordered when the vanes are in the open (or view through) position. When the vanes are tilted to the closed position, the shading will become 1 3/4" longer.

When closed on an inside mount or when used with hold down brackets, a slight puckering may occur.

Please refer to drawings.



*Vienna Tilt-Only Soft Sheers*      *2" Vane Sheer, Linen Print and Brushed Vane Fabrics*

Height	Width	6"	12"	18"	24"	30"	36"	42"	48"	54"	60"	66"	72"
	12"	413	422	433	443	493	555	597	610	677	689	705	836
18"	414	427	438	452	507	571	617	630	702	719	736	879	
24"	416	431	445	459	517	586	634	652	730	747	768	920	
30"	419	435	453	468	528	600	653	675	756	778	799	959	
36"	421	438	458	486	547	612	668	732	795	853	917	1074	
42"	452	474	494	514	579	644	714	781	851	917	984	1146	
48"	464	489	515	544	613	686	756	830	903	982	1057	1222	
54"	477	505	534	565	643	721	801	882	961	1048	1135	1296	
60"	490	521	552	591	679	760	844	929	1021	1112	1206	1365	
66"	518	552	589	617	711	800	890	984	1083	1186	1283	1439	
72"	534	573	612	644	742	839	934	1039	1146	1251	1358	1517	
78"	547	590	630	662	768	869							
84"	565	610	653	689	800	905							
90"	580	628	678	718	830	947							
96"	597	649	701	745	865	987							

*Vienna Tilt-Only Soft Sheers*      *2" Vane Room Darkening Fabrics*

Height	Width	6"	12"	18"	24"	30"	36"	42"	48"	54"	60"	66"	72"
	12"	455	464	476	486	543	612	658	672	744	759	774	921
18"	456	471	483	495	556	627	678	693	773	791	811	966	
24"	458	474	489	507	569	645	698	718	801	824	845	1010	
30"	460	480	497	515	580	661	719	742	830	855	880	1055	
36"	462	483	504	536	603	671	737	802	876	938	1009	1182	
42"	495	521	545	565	640	711	785	856	934	1009	1083	1266	
48"	511	539	567	593	672	755	830	914	996	1080	1164	1342	
54"	524	555	588	620	710	795	884	966	1057	1147	1245	1422	
60"	540	574	607	653	742	837	931	1021	1121	1226	1329	1502	
66"	570	607	647	682	777	882	982	1083	1193	1303	1413	1583	
72"	588	629	673	711	816	926	1028	1143	1266	1376	1492	1669	
78"	602	649	693	732	842	958							
84"	621	672	719	843	966	1089							
90"	638	691	745	877	1002	1135							
96"	658	714	771	905	1039	1173							

**Cleaning and Care**

The soft, delicate feel of the fabric belies the durability of the material. It is made from a sturdy, knitted polyester fabric which can be feather dusted or vacuumed at a low setting. Spots or stains can be lightly rubbed clean with a damp sponge and mild soap. To avoid discoloration of the material, we recommend against the use of chemical cleaners. The sheer fabric may also be ultrasonically cleaned.

**Child Safety**

Tilt-Only Sheers have no cords making them inherently safe for children and pets.

**Vienna Horizontal Warranty Information**

**Sheer Fabric**

Knitted fabric may experience minor weave variations due to heat, humidity and other room conditions. These variations can result in light bowing, puckering and dimpling of the material. This is considered normal and does not constitute a failure in either workmanship or materials. The possible variations are minor and have been shown through case study, not to detract from the beauty of the product.

*Vienna Tilt-Only Soft Sheers*

*3" Vane  
Sheer and Brushed Vane Fabrics*

Height	Width	6"	12"	18"	24"	30"	36"	42"	48"	54"	60"	66"	72"
	12"	455	464	476	486	543	612	658	672	744	759	774	921
18"	456	471	483	495	556	627	678	693	773	791	811	966	
24"	458	474	489	507	569	645	698	718	801	824	845	1010	
30"	460	480	497	515	580	661	719	742	830	855	880	1055	
36"	462	483	504	536	602	673	735	803	876	938	1009	1183	
42"	495	521	545	567	638	708	786	858	936	1009	1082	1261	
48"	511	539	567	597	674	756	830	913	994	1078	1164	1344	
54"	524	555	588	621	707	793	883	968	1057	1152	1246	1424	
60"	540	574	607	649	746	836	929	1021	1123	1222	1328	1502	
66"	570	607	647	678	781	882	980	1082	1192	1304	1413	1582	
72"	588	629	673	708	818	923	1028	1143	1261	1375	1494	1670	
78"	602	649	693	730	845	956							
84"	621	672	719	759	882	996							
90"	638	691	745	791	913	1041							
96"	658	714	771	820	954	1085							

*Vienna Tilt-Only Soft Sheers*

*3" Vane Room  
Darkening Fabrics*

Height	Width	6"	12"	18"	24"	30"	36"	42"	48"	54"	60"	66"	72"
	12"	501	511	523	536	597	673	722	737	819	835	852	1011
18"	502	517	531	546	613	690	745	764	851	870	891	1063	
24"	504	521	539	556	625	710	768	790	882	905	930	1112	
30"	508	527	547	567	640	727	791	817	913	940	967	1160	
36"	510	531	553	591	664	736	812	884	962	1033	1111	1300	
42"	546	574	599	621	705	781	862	943	1028	1111	1191	1394	
48"	563	592	622	651	737	829	913	1006	1096	1190	1279	1477	
54"	577	612	646	682	780	876	972	1063	1164	1262	1369	1565	
60"	593	630	668	718	818	922	1023	1123	1233	1348	1461	1649	
66"	626	668	712	748	854	968	1078	1192	1311	1431	1554	1742	
72"	646	692	739	781	897	1018	1130	1258	1394	1513	1642	1835	
78"	662	714	764	803	926	1054							
84"	683	737	791	927	1063	1196							
90"	703	762	821	963	1102	1246							
96"	723	786	849	996	1143	1291							

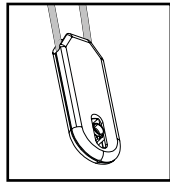
## Child Safety

Our Soft Sheer Horizontal Shades are designed with child Safety as a priority. To reduce the risk of strangulation, our fabrication methods incorporate features to comply with the current ANSI cord safety standard. Fabrication methods include breakaway cord stops, Cord-Shield cording, and tension devices.

To further reduce the risk of accidents, all cords should be kept out of the reach of children. Cord cleats can help implement this essential precaution and are therefore included with all standard cord lock/pull cord Soft Sheer Horizontal Shade products. The cord cleat should be mounted at a safe height, taking into account furniture or other objects upon which a child may climb.

After each use of the shade, excess cord should be wrapped around the cleat out of the reach of children.

For Soft Sheer Horizontal Shades made with a clutch operating system, our tension device is designed and is to be placed and shipped so that, unless it is properly installed (or altered from the shipped condition with sequential process or tools), it prevents the shade from operating. The tension device, once installed, can help prevent children from pulling cords around their necks.



*Cord tensioner  
used on Vienna  
Horizontal*

## Vienna Horizontal Warranty Information Sheer Fabric

Knitted fabric may experience minor weave variations due to heat, humidity and other room conditions. These variations can result in light bowing, puckering and dimpling of the material. This is considered normal and does not constitute a failure in either workmanship or materials. The possible variations are minor and have been shown through case study, not to detract from the beauty of the product.

## Warranty Information Regarding the Polyester Cord Option on Vienna Soft Sheer Horizontals

Unlike its bead chain counterpart, the braided polyester cord does not have a “reverse roll” stop. If a shade with a braided polyester cord is raised above 24” in the “reverse roll” mode, there is a possibility of the fabric rubbing on the headrail. Your fabricator reserves the right NOT to warrant wear and tear of fabric if damaged by roll-up in excess of 24”.

## Warranty Information for Battery Operated Motorized Vienna Soft Sheer Horizontals

The manufacturer warrants its motors to be free from defects in material and workmanship under normal and proper use for a period of five years starting from the date stamped on the motor. Mechanical, electrical and electronic accessories are warranted for one year from date of invoice.

## Vienna Soft Sheer Horizontal and Vertical Limited Lifetime Warranty

The manufacturer warrants that Vienna Soft Sheer Horizontals will be free from defects in materials and workmanship for as long as the original purchaser owns the product, provided that the product was installed properly and in accordance with the installation instructions. This limited lifetime warranty is extended to the original purchaser only, in the original window for which it was intended. This warranty does not include any conditions or damages resulting from accidents, alterations, misuse, or failure to follow printed instructions on installation, cleaning and care, or repairs. This warranty also does not cover conditions resulting from normal wear and tear. Cords are considered a wearable part and carry a three year limited warranty. To obtain service, contact the dealer from whom you purchased the product. The manufacturer will work with the dealer to repair or replace defective parts or components with similar or like parts at no charge. **THIS WARRANTY IS EXCLUSIVE AND IN LIEU OF ALL OTHER OBLIGATIONS, LIABILITIES OR WARRANTIES.** In no event shall Turnils or its licensed fabricators or distributors be liable for **INCIDENTAL OR CONSEQUENTIAL DAMAGES**, or for any other damage, loss or expense, cost or fee associated with such damage. In some states, exclusions for incidental or consequential damages are not allowable. This warranty gives you specific legal rights, and you may have additional rights that vary from state to state.

## Conditions of Sale

All products are custom fabricated to your exact specifications. We cannot accept responsibility for errors in ordering or cancellations and charges after the order is in production.

## Policies

***Our policies are designed to provide a guide for doing business with your fabricator. Our first priority and number one policy is to provide the highest level of service and total satisfaction.***

## Freight

On orders for fabricated Vienna Horizontal Window Shadings, our standard policy is to ship freight free via UPS Ground or other similar method within the continental US. The manufacturer reserves the right to select another carrier, modify shipping terms or change freight policies without notice.

## Service and Repair

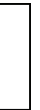
Service may be obtained by contacting our Customer Service Department. No products, parts, components or other materials will be authorized for return or repair without prior approval from the manufacturer. A *Return Authorization* (RA) may be obtained by contacting our Customer Service Department. In order to provide the quickest service possible, please have your *Work Order* number and original order information available when you call.



**UNIVERSAL**

WINDOW COVERINGS, INC.

12139 Science Dr. Orlando, FL 32826



**REQUEST CONFIRMATION**

PAGE OF

*Vienna Order Form*

Customer Service: 407-275-1455 Ext. 1

800-494-9636

Account #: .....

Ship To: .....

Date: .....

Customer: .....

Need By: .....

Address: .....

PO # .....

City: ..... State: ..... ZIP: .....

Sidemark: .....

Telephone: .....

Ordered By: .....

Approximate Standard Deductions

Notes: .....

**Outside Mount**

Headrail + 3/16"

Fabric - 3/4"

**Inside Mount**

Headrail - 3/16"

Fabric - 1 1/8"

**Side Mount**

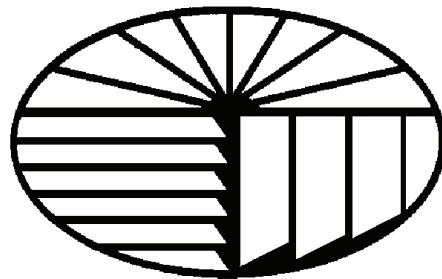
Headrail - 1 1/16"

Fabric - 1 5/8"

Qty	Room Location	Mount (IM / OM)	Width	Length	Control (Left / Right)	Fabric Color	Color #	Options, If any
1								
2								
3								
4								
5								
6								
7								
8								
9								
10								
11								
12								

Fax: 407-275-6919 or 1-866-872-0672

Email: orders@universalwc.com



## UNIVERSAL WINDOW COVERINGS, INC.

12139 Science Dr. Suite 101 Orlando, FL 32826

(407) 275-1455 1-800-494-9636 FAX (407) 275-6919 FAX 1-866-872-0672