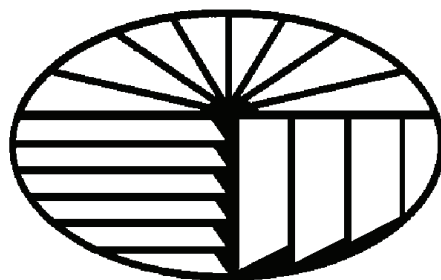


Sliding Panel Price Guide



EFFECTIVE JUNE 1ST 2010



UNIVERSAL WINDOW COVERINGS, INC.

12139 Science Dr. Suite 101 Orlando, FL 32826

(407) 275-1455 1-800-494-9636 FAX (407) 275-6919 FAX 1-866-872-0672

www.universalwc.com



Table of Contents

Sliding Panel Specifications 3
 Control Options 4
 Complete Sliding Panel System Price Charts 5-9
 Valance Options 9
 Track Only Price Charts 10
 Panel Only Price Charts 10-11
 Panel Configurations 12
 Installation 13-14
 Warranty 14
 Order Form 15

Sliding Panel Specifications

Fabrication Deductions:

Inside Mount:

Width: 1/4"

Height: 3/8"

Outside Mount:

Exact Measurements

Rail Dimensions:

2 Channel: 1.625" deep by 5/8" high

3 Channel: 2 3/16" deep by 5/8" high

4 Channel: 2 7/8" deep by 5/8" high

5 Channel: 3 9/16" deep by 5/8" high

Light Gap:

Approximately 1/2" gap on each side

- ◆ Panels are attached to the track using Velcro that has been sewn to the fabric and attached to the track.
- ◆ The bottoms of the panels are finished using a weight that has been sewn into the fabric and sealed on both sides. An external aluminum bottom rail is available at no additional charge upon request.
- ◆ Due to the nature of this product, panels may not hang perfectly flat. Some fabrics will have a wavy appearance at the time of installation, which may correct itself over time.

Track:

Minimum Width: 19"

Maximum Width*: 240"

*Tracks can be spliced for larger widths

Panel:

Minimum Width**: 12"

Maximum Width**: 48"

Minimum Height: 19.5"

Maximum Height: 128"

**Min/Max Widths Include overlap of 2.5"

Track Color:

Available in white only



Control Options

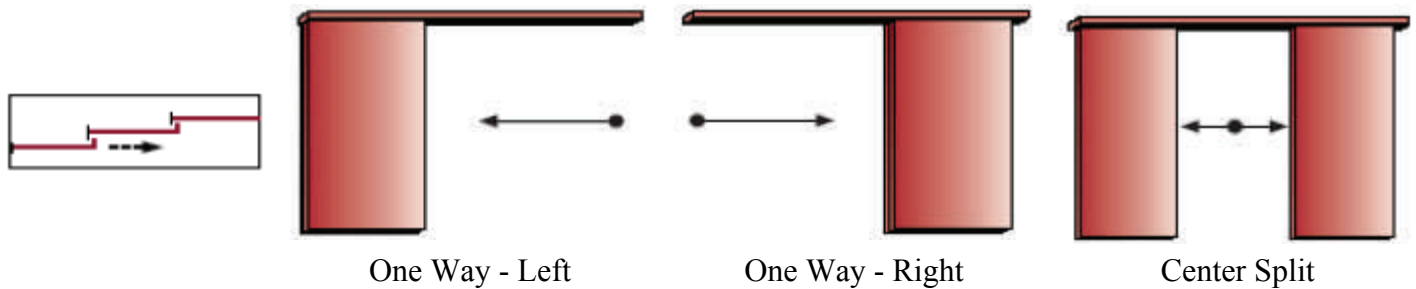
Free Float Panels:

The Panels will move manually, with no cord or wand.



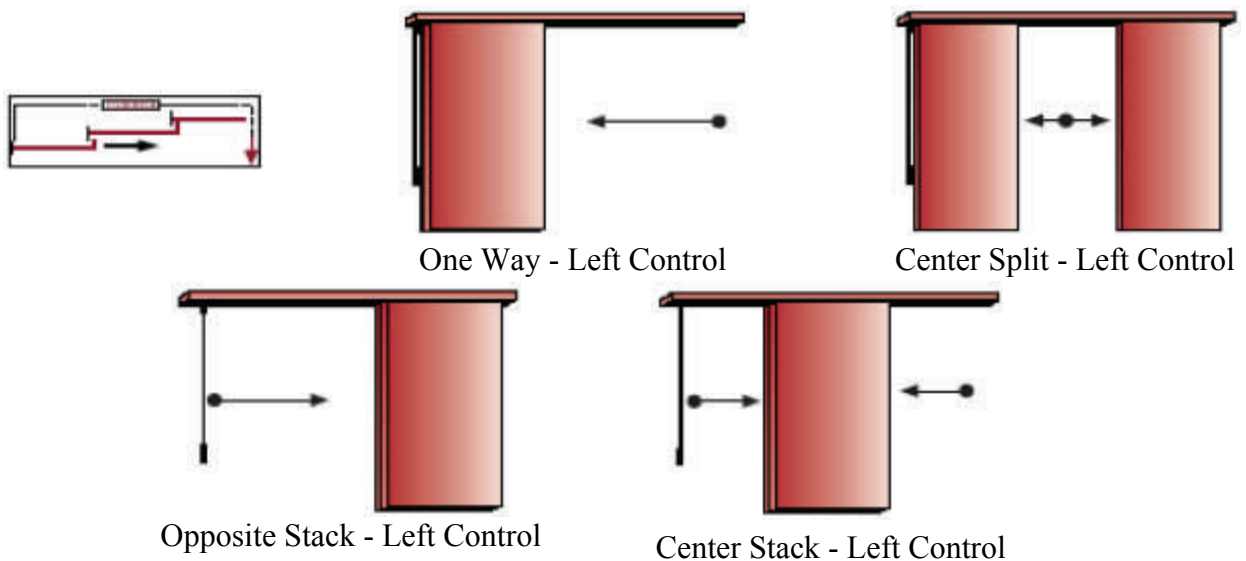
Wand Control:

The panels will move with one wand for a one way draw and two wands for center split draw.



Cord Control:

The panels will be controlled by a cord on either the left or right side of the blind.





Complete Sliding Panel Price Charts - Retail

| Chart 1 | | | | | | | | | | |
|-----------------------------|----------------|----------------|----------------|----------------|----------------|-----------------|-----------------|-----------------|-----------------|-----------------|
| R1 Screen 5% | | | | | | | | | | |
| HEIGHT TO: | WIDTH TO: | | | | | | | | | |
| | 36 2 Panels | 48 2 Panels | 60 2 Panels | 72 2 Panels | 96 2 Panels | 120 3 Panels | 144 3 Panels | 168 4 Panels | 192 4 Panels | 216 5 Panels |
| 48 | 173 | 200 | 233 | 260 | 323 | 433 | 500 | 640 | 718 | 905 |
| 60 | 183 | 215 | 250 | 283 | 353 | 470 | 545 | 695 | 783 | 980 |
| 72 | 195 | 233 | 270 | 305 | 383 | 510 | 593 | 753 | 848 | 1058 |
| 84 | 208 | 248 | 288 | 328 | 413 | 548 | 640 | 810 | 913 | 1135 |
| 96 | 220 | 263 | 308 | 353 | 443 | 590 | 688 | 868 | 983 | 1213 |
| 108 | 233 | 280 | 328 | 375 | 475 | 630 | 738 | 928 | 1050 | 1295 |
| 120 | 245 | 295 | 348 | 400 | 508 | 673 | 788 | 990 | 1123 | 1378 |
| ADDITIONAL PANEL SURCHARGES | | | | | | | | | | |
| 3 Panels | 43 | 43 | 45 | 45 | 48 | --- | --- | --- | --- | --- |
| 4 Panels | --- | 88 | 90 | 95 | 100 | 58 | 63 | --- | --- | --- |
| 5 Panels | --- | --- | 143 | 150 | 163 | 128 | 138 | 83 | 90 | --- |
| 6 Panels | --- | --- | 155 | 193 | 208 | 183 | 195 | 153 | 163 | 93 |
| 7 Panels | --- | --- | --- | --- | 295 | 268 | 288 | 243 | 258 | 180 |
| 8 Panels | --- | --- | --- | --- | 300 | 278 | 298 | 265 | 280 | 215 |
| 10 Panels | --- | --- | --- | --- | --- | 395 | 428 | 405 | 433 | 378 |

| Chart 2 | | | | | | | | | | |
|-----------------------------|----------------|----------------|----------------|----------------|----------------|-----------------|-----------------|-----------------|-----------------|-----------------|
| A Screen 14% | | | | | | | | | | |
| HEIGHT TO: | WIDTH TO: | | | | | | | | | |
| | 36 2 Panels | 48 2 Panels | 60 2 Panels | 72 2 Panels | 96 2 Panels | 120 3 Panels | 144 3 Panels | 168 4 Panels | 192 4 Panels | 216 5 Panels |
| 48 | 178 | 208 | 240 | 273 | 338 | 450 | 523 | 668 | 750 | 940 |
| 60 | 190 | 225 | 263 | 298 | 370 | 493 | 573 | 730 | 820 | 1025 |
| 72 | 203 | 243 | 283 | 323 | 403 | 538 | 625 | 793 | 893 | 1110 |
| 84 | 218 | 260 | 305 | 348 | 438 | 580 | 678 | 858 | 968 | 1198 |
| 96 | 230 | 278 | 325 | 375 | 473 | 625 | 733 | 923 | 1045 | 1285 |
| 108 | 245 | 295 | 348 | 400 | 508 | 673 | 788 | 990 | 1123 | 1378 |
| 120 | 258 | 313 | 370 | 428 | 545 | 720 | 845 | 1058 | 1200 | 1470 |
| ADDITIONAL PANEL SURCHARGES | | | | | | | | | | |
| 3 Panels | 43 | 43 | 45 | 45 | 50 | --- | --- | --- | --- | --- |
| 4 Panels | --- | 90 | 93 | 95 | 103 | 58 | 63 | --- | --- | --- |
| 5 Panels | --- | --- | 145 | 153 | 165 | 128 | 138 | 83 | 90 | --- |
| 6 Panels | --- | --- | 158 | 195 | 213 | 183 | 198 | 155 | 165 | 93 |
| 7 Panels | --- | --- | --- | --- | 300 | 273 | 290 | 245 | 260 | 180 |
| 8 Panels | --- | --- | --- | --- | 303 | 283 | 303 | 268 | 283 | 218 |
| 10 Panels | --- | --- | --- | --- | --- | 400 | 433 | 408 | 435 | 383 |



Complete Sliding Panel Price Charts - Retail

| Chart 3 | | | | | | | | | | |
|--|----------------|----------------|----------------|----------------|----------------|-----------------|-----------------|-----------------|-----------------|-----------------|
| E Screen 10%, E Screen 5%, M Screen 5% | | | | | | | | | | |
| HEIGHT TO: | WIDTH TO: | | | | | | | | | |
| | 36 2 Panels | 48 2 Panels | 60 2 Panels | 72 2 Panels | 96 2 Panels | 120 3 Panels | 144 3 Panels | 168 4 Panels | 192 4 Panels | 216 5 Panels |
| 48 | 183 | 215 | 250 | 283 | 350 | 468 | 543 | 690 | 778 | 973 |
| 60 | 195 | 233 | 273 | 308 | 385 | 515 | 598 | 760 | 855 | 1065 |
| 72 | 210 | 253 | 295 | 338 | 423 | 563 | 655 | 828 | 935 | 1158 |
| 84 | 225 | 270 | 318 | 365 | 460 | 610 | 715 | 900 | 1018 | 1255 |
| 96 | 240 | 290 | 343 | 393 | 498 | 660 | 775 | 973 | 1100 | 1350 |
| 108 | 255 | 310 | 368 | 423 | 538 | 710 | 835 | 1045 | 1185 | 1450 |
| 120 | 270 | 330 | 393 | 453 | 578 | 763 | 898 | 1120 | 1273 | 1553 |
| ADDITIONAL PANEL SURCHARGES | | | | | | | | | | |
| 3 Panels | 43 | 45 | 45 | 48 | 50 | --- | --- | --- | --- | --- |
| 4 Panels | --- | 90 | 95 | 98 | 105 | 60 | 63 | --- | --- | --- |
| 5 Panels | --- | --- | 148 | 155 | 168 | 130 | 140 | 85 | 90 | --- |
| 6 Panels | --- | --- | 160 | 198 | 215 | 185 | 198 | 155 | 165 | 93 |
| 7 Panels | --- | --- | --- | --- | 303 | 275 | 293 | 248 | 263 | 183 |
| 8 Panels | --- | --- | --- | --- | 308 | 285 | 305 | 270 | 285 | 220 |
| 10 Panels | --- | --- | --- | --- | --- | 405 | 435 | 413 | 440 | 385 |

| Chart 4 | | | | | | | | | | |
|-----------------------------|----------------|----------------|----------------|----------------|----------------|-----------------|-----------------|-----------------|-----------------|-----------------|
| M Screen 3%, M Screen Deco | | | | | | | | | | |
| HEIGHT TO: | WIDTH TO: | | | | | | | | | |
| | 36 2 Panels | 48 2 Panels | 60 2 Panels | 72 2 Panels | 96 2 Panels | 120 3 Panels | 144 3 Panels | 168 4 Panels | 192 4 Panels | 216 5 Panels |
| 48 | 188 | 223 | 258 | 293 | 363 | 485 | 563 | 718 | 805 | 1008 |
| 60 | 203 | 243 | 283 | 323 | 403 | 535 | 625 | 790 | 893 | 1108 |
| 72 | 218 | 263 | 308 | 353 | 443 | 588 | 688 | 868 | 980 | 1210 |
| 84 | 235 | 283 | 333 | 383 | 485 | 643 | 753 | 945 | 1070 | 1315 |
| 96 | 250 | 305 | 360 | 415 | 525 | 695 | 818 | 1023 | 1160 | 1420 |
| 108 | 268 | 325 | 388 | 448 | 568 | 750 | 883 | 1103 | 1253 | 1530 |
| 120 | 283 | 348 | 413 | 480 | 613 | 808 | 953 | 1185 | 1348 | 1640 |
| ADDITIONAL PANEL SURCHARGES | | | | | | | | | | |
| 3 Panels | 45 | 45 | 48 | 48 | 50 | --- | --- | --- | --- | --- |
| 4 Panels | --- | 93 | 95 | 98 | 105 | 60 | 65 | --- | --- | --- |
| 5 Panels | --- | --- | 150 | 158 | 170 | 130 | 143 | 85 | 93 | --- |
| 6 Panels | --- | --- | 163 | 200 | 218 | 188 | 200 | 158 | 168 | 93 |
| 7 Panels | --- | --- | --- | --- | 308 | 278 | 298 | 250 | 265 | 185 |
| 8 Panels | --- | --- | --- | --- | 310 | 288 | 308 | 273 | 288 | 223 |
| 10 Panels | --- | --- | --- | --- | --- | 410 | 440 | 415 | 443 | 388 |



Complete Sliding Panel Price Charts - Retail

| Chart 5 | | | | | | | | | | |
|-----------------------------|----------------|----------------|----------------|----------------|----------------|-----------------|-----------------|-----------------|-----------------|-----------------|
| Pompeii, Vela, Wood Look | | | | | | | | | | |
| HEIGHT TO: | WIDTH TO: | | | | | | | | | |
| | 36 2 Panels | 48 2 Panels | 60 2 Panels | 72 2 Panels | 96 2 Panels | 120 3 Panels | 144 3 Panels | 168 4 Panels | 192 4 Panels | 216 5 Panels |
| 48 | 195 | 233 | 273 | 310 | 388 | 515 | 600 | 760 | 858 | 1065 |
| 60 | 213 | 258 | 300 | 343 | 433 | 575 | 670 | 845 | 955 | 1180 |
| 72 | 233 | 280 | 330 | 378 | 478 | 635 | 743 | 933 | 1058 | 1298 |
| 84 | 250 | 303 | 360 | 415 | 525 | 695 | 818 | 1023 | 1160 | 1418 |
| 96 | 268 | 328 | 390 | 450 | 575 | 758 | 893 | 1113 | 1265 | 1540 |
| 108 | 288 | 353 | 420 | 488 | 623 | 820 | 968 | 1205 | 1370 | 1665 |
| 120 | 308 | 378 | 450 | 525 | 673 | 885 | 1048 | 1300 | 1480 | 1793 |
| ADDITIONAL PANEL SURCHARGES | | | | | | | | | | |
| 3 Panels | 45 | 48 | 48 | 50 | 53 | --- | --- | --- | --- | --- |
| 4 Panels | --- | 95 | 98 | 103 | 108 | 63 | 65 | --- | --- | --- |
| 5 Panels | --- | --- | 155 | 160 | 173 | 133 | 145 | 88 | 93 | --- |
| 6 Panels | --- | --- | 168 | 205 | 220 | 190 | 205 | 160 | 170 | 95 |
| 7 Panels | --- | --- | --- | --- | 315 | 283 | 303 | 255 | 270 | 188 |
| 8 Panels | --- | --- | --- | --- | 318 | 295 | 315 | 278 | 293 | 225 |
| 10 Panels | --- | --- | --- | --- | --- | 418 | 448 | 423 | 450 | 393 |

| Chart 6 | | | | | | | | | | |
|-----------------------------|----------------|----------------|----------------|----------------|----------------|-----------------|-----------------|-----------------|-----------------|-----------------|
| Satine | | | | | | | | | | |
| HEIGHT TO: | WIDTH TO: | | | | | | | | | |
| | 36 2 Panels | 48 2 Panels | 60 2 Panels | 72 2 Panels | 96 2 Panels | 120 3 Panels | 144 3 Panels | 168 4 Panels | 192 4 Panels | 216 5 Panels |
| 48 | 205 | 248 | 288 | 330 | 413 | 550 | 640 | 810 | 915 | 1133 |
| 60 | 225 | 273 | 320 | 368 | 465 | 618 | 723 | 908 | 1028 | 1263 |
| 72 | 248 | 300 | 355 | 408 | 518 | 685 | 805 | 1008 | 1143 | 1398 |
| 84 | 268 | 328 | 388 | 450 | 573 | 755 | 890 | 1110 | 1260 | 1535 |
| 96 | 290 | 355 | 423 | 490 | 628 | 828 | 975 | 1213 | 1380 | 1675 |
| 108 | 310 | 383 | 458 | 533 | 685 | 900 | 1063 | 1320 | 1503 | 1818 |
| 120 | 333 | 413 | 493 | 575 | 743 | 973 | 1153 | 1428 | 1628 | 1963 |
| ADDITIONAL PANEL SURCHARGES | | | | | | | | | | |
| 3 Panels | 48 | 48 | 50 | 50 | 53 | --- | --- | --- | --- | --- |
| 4 Panels | --- | 98 | 100 | 105 | 110 | 63 | 68 | --- | --- | --- |
| 5 Panels | --- | --- | 158 | 165 | 178 | 138 | 148 | 88 | 95 | --- |
| 6 Panels | --- | --- | 173 | 210 | 225 | 195 | 208 | 163 | 173 | 95 |
| 7 Panels | --- | --- | --- | --- | 323 | 288 | 308 | 260 | 275 | 190 |
| 8 Panels | --- | --- | --- | --- | 325 | 300 | 320 | 283 | 298 | 230 |
| 10 Panels | --- | --- | --- | --- | --- | 428 | 458 | 430 | 458 | 400 |



Complete Sliding Panel Price Charts - Retail

| Chart 7 | | | | | | | | | | |
|-----------------------------|----------------|----------------|----------------|----------------|----------------|-----------------|-----------------|-----------------|-----------------|-----------------|
| Avila Twilight | | | | | | | | | | |
| HEIGHT TO: | WIDTH TO: | | | | | | | | | |
| | 36 2 Panels | 48 2 Panels | 60 2 Panels | 72 2 Panels | 96 2 Panels | 120 3 Panels | 144 3 Panels | 168 4 Panels | 192 4 Panels | 216 5 Panels |
| 48 | 213 | 255 | 300 | 343 | 430 | 570 | 668 | 840 | 950 | 1173 |
| 60 | 235 | 283 | 335 | 385 | 485 | 643 | 755 | 948 | 1073 | 1315 |
| 72 | 255 | 313 | 370 | 428 | 543 | 718 | 845 | 1055 | 1198 | 1460 |
| 84 | 278 | 343 | 408 | 470 | 603 | 793 | 935 | 1165 | 1323 | 1608 |
| 96 | 303 | 373 | 443 | 515 | 663 | 870 | 1028 | 1275 | 1453 | 1758 |
| 108 | 325 | 403 | 483 | 560 | 723 | 948 | 1123 | 1390 | 1585 | 1913 |
| 120 | 348 | 433 | 520 | 608 | 785 | 1028 | 1220 | 1508 | 1720 | 2068 |
| ADDITIONAL PANEL SURCHARGES | | | | | | | | | | |
| 3 Panels | 48 | 50 | 50 | 53 | 55 | --- | --- | --- | --- | --- |
| 4 Panels | --- | 100 | 103 | 105 | 113 | 65 | 68 | --- | --- | --- |
| 5 Panels | --- | --- | 160 | 168 | 180 | 138 | 150 | 88 | 95 | --- |
| 6 Panels | --- | --- | 178 | 213 | 230 | 198 | 210 | 165 | 173 | 98 |
| 7 Panels | --- | --- | --- | --- | 325 | 293 | 313 | 263 | 278 | 193 |
| 8 Panels | --- | --- | --- | --- | 330 | 305 | 325 | 285 | 303 | 233 |
| 10 Panels | --- | --- | --- | --- | --- | 433 | 463 | 435 | 463 | 405 |

| Chart 8 | | | | | | | | | | |
|-----------------------------|----------------|----------------|----------------|----------------|----------------|-----------------|-----------------|-----------------|-----------------|-----------------|
| Blackout Xlite | | | | | | | | | | |
| HEIGHT TO: | WIDTH TO: | | | | | | | | | |
| | 36 2 Panels | 48 2 Panels | 60 2 Panels | 72 2 Panels | 96 2 Panels | 120 3 Panels | 144 3 Panels | 168 4 Panels | 192 4 Panels | 216 5 Panels |
| 48 | 220 | 265 | 310 | 355 | 448 | 595 | 695 | 875 | 990 | 1220 |
| 60 | 243 | 295 | 348 | 403 | 510 | 673 | 790 | 990 | 1123 | 1373 |
| 72 | 268 | 325 | 388 | 448 | 573 | 753 | 888 | 1108 | 1258 | 1530 |
| 84 | 290 | 358 | 428 | 495 | 635 | 835 | 985 | 1225 | 1395 | 1690 |
| 96 | 315 | 390 | 468 | 545 | 700 | 918 | 1088 | 1348 | 1535 | 1853 |
| 108 | 340 | 423 | 508 | 593 | 765 | 1003 | 1190 | 1470 | 1678 | 2018 |
| 120 | 368 | 458 | 550 | 643 | 833 | 1090 | 1295 | 1595 | 1825 | 2188 |
| ADDITIONAL PANEL SURCHARGES | | | | | | | | | | |
| 3 Panels | 48 | 50 | 50 | 53 | 55 | --- | --- | --- | --- | --- |
| 4 Panels | --- | 103 | 105 | 108 | 115 | 65 | 70 | --- | --- | --- |
| 5 Panels | --- | --- | 165 | 170 | 185 | 140 | 150 | 90 | 98 | --- |
| 6 Panels | --- | --- | 180 | 218 | 233 | 200 | 213 | 165 | 175 | 98 |
| 7 Panels | --- | --- | --- | --- | 333 | 298 | 315 | 265 | 280 | 193 |
| 8 Panels | --- | --- | --- | --- | 335 | 310 | 330 | 288 | 305 | 235 |
| 10 Panels | --- | --- | --- | --- | --- | 438 | 470 | 440 | 468 | 408 |



Complete Sliding Panel Price Charts - Retail

| Chart 9 | | | | | | | | | | |
|-----------------------------|----------------|----------------|----------------|----------------|----------------|-----------------|-----------------|-----------------|-----------------|-----------------|
| Flocke | | | | | | | | | | |
| HEIGHT TO: | WIDTH TO: | | | | | | | | | |
| | 36 2 Panels | 48 2 Panels | 60 2 Panels | 72 2 Panels | 96 2 Panels | 120 3 Panels | 144 3 Panels | 168 4 Panels | 192 4 Panels | 216 5 Panels |
| 48 | 273 | 335 | 398 | 463 | 590 | 778 | 915 | 1140 | 1295 | 1570 |
| 60 | 310 | 383 | 458 | 533 | 685 | 900 | 1065 | 1320 | 1503 | 1813 |
| 72 | 348 | 433 | 520 | 608 | 785 | 1028 | 1218 | 1503 | 1715 | 2058 |
| 84 | 385 | 483 | 583 | 683 | 885 | 1155 | 1375 | 1690 | 1933 | 2310 |
| 96 | 425 | 533 | 645 | 758 | 985 | 1288 | 1533 | 1883 | 2155 | 2568 |
| 108 | 463 | 585 | 710 | 835 | 1090 | 1420 | 1695 | 2075 | 2380 | 2828 |
| 120 | 505 | 638 | 775 | 915 | 1195 | 1558 | 1860 | 2275 | 2610 | 3095 |
| ADDITIONAL PANEL SURCHARGES | | | | | | | | | | |
| 3 Panels | 58 | 58 | 60 | 60 | 63 | --- | --- | --- | --- | --- |
| 4 Panels | --- | 118 | 120 | 125 | 130 | 73 | 78 | --- | --- | --- |
| 5 Panels | --- | --- | 188 | 195 | 208 | 158 | 168 | 98 | 108 | --- |
| 6 Panels | --- | --- | 210 | 243 | 260 | 220 | 233 | 180 | 188 | 105 |
| 7 Panels | --- | --- | --- | --- | 370 | 328 | 348 | 288 | 303 | 210 |
| 8 Panels | --- | --- | --- | --- | 378 | 343 | 363 | 315 | 333 | 255 |
| 10 Panels | --- | --- | --- | --- | --- | 488 | 518 | 480 | 510 | 443 |

Valance Options - Retail

| Valance Only (All Fabrics) | | | | | | | | | | | | | | | | | | | | |
|----------------------------|-------|-----|-----|-----|-----|-----|-----|-----|-----|-----|-----|-----|-----|-----|-----|-----|-----|-----|-----|-----|
| Valance Type | WIDTH | | | | | | | | | | | | | | | | | | | |
| | 25 | 37 | 50 | 62 | 75 | 81 | 87 | 100 | 112 | 120 | 131 | 144 | 156 | 169 | 175 | 191 | 203 | 215 | 227 | 240 |
| Clear Edge | 40 | 49 | 59 | 68 | 78 | 82 | 87 | 97 | 106 | 112 | 120 | 130 | 139 | 146 | 154 | 162 | 174 | 183 | 192 | 202 |
| Single Executive | 69 | 82 | 97 | 111 | 126 | 133 | 139 | 154 | 168 | 177 | 190 | 204 | 218 | 229 | 241 | 253 | 272 | 285 | 299 | 314 |
| Double Executive | 83 | 102 | 122 | 140 | 160 | 169 | 179 | 199 | 217 | 229 | 246 | 266 | 285 | 299 | 315 | 331 | 357 | 375 | 394 | 414 |
| Cornice | 70 | 83 | 98 | 111 | 126 | 133 | 140 | 154 | 168 | 177 | 189 | 204 | 217 | 228 | 239 | 251 | 270 | 283 | 297 | 311 |



Track Only Price Charts - Retail

| Track Only | | | | | | | | | | |
|---------------|-----------|-----|-----|-----|-----|-----|-----|-----|-----|-----|
| # OF CHANNELS | WIDTH TO: | | | | | | | | | |
| | 36 | 48 | 60 | 72 | 96 | 120 | 144 | 168 | 192 | 216 |
| 2 Channel | 151 | 169 | 197 | 211 | 269 | 323 | 354 | 390 | 421 | 453 |
| 3 Channel | 157 | 177 | 208 | 224 | 285 | 343 | 378 | 418 | 453 | 489 |
| 4 Channel | 168 | 190 | 224 | 243 | 311 | 374 | 416 | 461 | 503 | 544 |
| 5 Channel | 182 | 210 | 249 | 272 | 350 | 423 | 474 | 530 | 581 | 632 |

Panel Only Price Charts - Retail

| Chart 1 | | | | | | | | |
|--------------|-----------|-----|-----|-----|-----|-----|-----|--|
| R1 Screen 5% | | | | | | | | |
| HEIGHT | WIDTH TO: | | | | | | | |
| TO: | 12 | 18 | 24 | 30 | 36 | 42 | 48 | |
| 48 | 55 | 63 | 73 | 83 | 93 | 103 | 113 | |
| 60 | 58 | 70 | 83 | 93 | 105 | 118 | 128 | |
| 72 | 63 | 78 | 90 | 103 | 118 | 130 | 145 | |
| 84 | 68 | 83 | 98 | 115 | 130 | 145 | 160 | |
| 96 | 73 | 90 | 108 | 125 | 143 | 160 | 178 | |
| 108 | 78 | 98 | 115 | 135 | 155 | 173 | 193 | |
| 120 | 83 | 103 | 125 | 145 | 168 | 188 | 210 | |

| Chart 2 | | | | | | | | |
|--------------|-----------|-----|-----|-----|-----|-----|-----|--|
| A Screen 14% | | | | | | | | |
| HEIGHT | WIDTH TO: | | | | | | | |
| TO: | 12 | 18 | 24 | 30 | 36 | 42 | 48 | |
| 48 | 58 | 68 | 78 | 88 | 100 | 110 | 120 | |
| 60 | 63 | 75 | 88 | 100 | 113 | 125 | 140 | |
| 72 | 68 | 83 | 98 | 113 | 128 | 143 | 158 | |
| 84 | 73 | 90 | 108 | 125 | 143 | 158 | 175 | |
| 96 | 78 | 98 | 118 | 135 | 155 | 175 | 195 | |
| 108 | 83 | 105 | 125 | 148 | 170 | 190 | 213 | |
| 120 | 88 | 113 | 135 | 160 | 183 | 208 | 230 | |

| Chart 3 | | | | | | | | |
|--|-----------|-----|-----|-----|-----|-----|-----|--|
| E Screen 10%, E Screen 5%, M Screen 5% | | | | | | | | |
| HEIGHT | WIDTH TO: | | | | | | | |
| TO: | 12 | 18 | 24 | 30 | 36 | 42 | 48 | |
| 48 | 58 | 70 | 83 | 93 | 105 | 118 | 130 | |
| 60 | 65 | 78 | 93 | 108 | 120 | 135 | 150 | |
| 72 | 70 | 88 | 103 | 120 | 138 | 153 | 170 | |
| 84 | 75 | 95 | 115 | 133 | 153 | 170 | 190 | |
| 96 | 83 | 103 | 125 | 145 | 168 | 188 | 210 | |
| 108 | 88 | 113 | 135 | 160 | 183 | 208 | 230 | |
| 120 | 93 | 120 | 145 | 173 | 198 | 225 | 250 | |

| Chart 4 | | | | | | | | |
|----------------------------|-----------|-----|-----|-----|-----|-----|-----|--|
| M Screen 3%, M Screen Deco | | | | | | | | |
| HEIGHT | WIDTH TO: | | | | | | | |
| TO: | 12 | 18 | 24 | 30 | 36 | 42 | 48 | |
| 48 | 60 | 75 | 88 | 100 | 113 | 125 | 138 | |
| 60 | 68 | 83 | 98 | 113 | 130 | 145 | 160 | |
| 72 | 75 | 93 | 110 | 128 | 145 | 165 | 183 | |
| 84 | 80 | 100 | 123 | 143 | 163 | 183 | 205 | |
| 96 | 88 | 110 | 133 | 158 | 180 | 203 | 228 | |
| 108 | 93 | 120 | 145 | 170 | 198 | 223 | 250 | |
| 120 | 100 | 128 | 158 | 185 | 215 | 243 | 270 | |



Panel Only Price Charts - Retail

| Chart 5 | | | | | | | |
|--------------------------|-----------|-----|-----|-----|-----|-----|-----|
| Pompeii, Vela, Wood Look | | | | | | | |
| HEIGHT | WIDTH TO: | | | | | | |
| TO: | 12 | 18 | 24 | 30 | 36 | 42 | 48 |
| 48 | 65 | 80 | 95 | 108 | 123 | 138 | 153 |
| 60 | 73 | 90 | 108 | 125 | 143 | 160 | 178 |
| 72 | 80 | 100 | 123 | 143 | 163 | 183 | 203 |
| 84 | 88 | 110 | 135 | 158 | 183 | 205 | 230 |
| 96 | 95 | 123 | 148 | 175 | 203 | 228 | 255 |
| 108 | 103 | 133 | 163 | 193 | 223 | 253 | 280 |
| 120 | 110 | 143 | 175 | 208 | 243 | 275 | 308 |

| Chart 6 | | | | | | | |
|---------|-----------|-----|-----|-----|-----|-----|-----|
| Satine | | | | | | | |
| HEIGHT | WIDTH TO: | | | | | | |
| TO: | 12 | 18 | 24 | 30 | 36 | 42 | 48 |
| 48 | 70 | 88 | 103 | 120 | 135 | 153 | 168 |
| 60 | 78 | 98 | 118 | 138 | 158 | 178 | 198 |
| 72 | 88 | 110 | 135 | 158 | 180 | 205 | 228 |
| 84 | 95 | 123 | 150 | 178 | 205 | 230 | 258 |
| 96 | 105 | 135 | 165 | 195 | 228 | 258 | 288 |
| 108 | 113 | 148 | 180 | 215 | 250 | 283 | 318 |
| 120 | 123 | 160 | 198 | 235 | 273 | 310 | 348 |

| Chart 7 | | | | | | | |
|----------------|-----------|-----|-----|-----|-----|-----|-----|
| Avila Twilight | | | | | | | |
| HEIGHT | WIDTH TO: | | | | | | |
| TO: | 12 | 18 | 24 | 30 | 36 | 42 | 48 |
| 48 | 73 | 90 | 108 | 125 | 143 | 160 | 180 |
| 60 | 83 | 105 | 125 | 148 | 168 | 190 | 210 |
| 72 | 93 | 118 | 143 | 168 | 193 | 218 | 243 |
| 84 | 100 | 130 | 160 | 188 | 218 | 248 | 275 |
| 96 | 110 | 143 | 175 | 210 | 243 | 275 | 308 |
| 108 | 120 | 155 | 193 | 230 | 268 | 303 | 340 |
| 120 | 128 | 170 | 210 | 250 | 290 | 333 | 373 |

| Chart 8 | | | | | | | |
|----------------|-----------|-----|-----|-----|-----|-----|-----|
| Blackout Xlite | | | | | | | |
| HEIGHT | WIDTH TO: | | | | | | |
| TO: | 12 | 18 | 24 | 30 | 36 | 42 | 48 |
| 48 | 78 | 95 | 115 | 133 | 153 | 173 | 190 |
| 60 | 88 | 110 | 133 | 155 | 180 | 203 | 225 |
| 72 | 98 | 125 | 150 | 178 | 205 | 233 | 260 |
| 84 | 108 | 138 | 170 | 200 | 233 | 265 | 295 |
| 96 | 118 | 153 | 188 | 223 | 260 | 295 | 330 |
| 108 | 128 | 168 | 208 | 245 | 285 | 325 | 365 |
| 120 | 138 | 180 | 225 | 268 | 313 | 358 | 400 |

| Chart 9 | | | | | | | |
|---------|-----------|-----|-----|-----|-----|-----|-----|
| Flocke | | | | | | | |
| HEIGHT | WIDTH TO: | | | | | | |
| TO: | 12 | 18 | 24 | 30 | 36 | 42 | 48 |
| 48 | 103 | 130 | 160 | 190 | 220 | 250 | 278 |
| 60 | 118 | 155 | 190 | 225 | 263 | 298 | 335 |
| 72 | 135 | 178 | 220 | 263 | 305 | 348 | 390 |
| 84 | 150 | 200 | 248 | 298 | 348 | 398 | 448 |
| 96 | 165 | 223 | 278 | 335 | 390 | 448 | 503 |
| 108 | 183 | 245 | 308 | 370 | 433 | 495 | 558 |
| 120 | 198 | 268 | 338 | 408 | 475 | 545 | 615 |



Panel Configurations (Center Split)

| Panels Needed | Track(s) Required | Mounting Depth | Min. Width | Max. Width |
|---------------|------------------------------------|----------------|------------|------------|
| 4 Panels | 2 Channel Track | 1 5/8" | 38" | 182" |
| 6 Panels | 4 Channel Track | 2 7/8" | 57" | 240" |
| 8 Panels | 5 Channel Track | 3 9/16" | 79" | 240" |
| 10 Panels* | Two 3 Channel Tracks | 4 1/2" | 97" | 240" |
| 12 Panels* | 3 Channel Track 4 Channel Track | 5 3/16" | 114" | 240" |
| 14 Panels* | Two 4 Channel Tracks | 5 7/8" | 133" | 240" |
| 16 Panels* | 4 Channel Track 5 Channel Track | 6 9/16" | 152" | 240" |
| 18 Panels* | Two 5 Channel Tracks | 7 1/4" | 171" | 240" |

Panel Configurations (One Way)

| Panels Needed | Track(s) Required | Mounting Depth | Min. Width | Max. Width |
|---------------|------------------------------------|----------------|------------|------------|
| 2 Panels | 2 Channel Track | 1 5/8" | 19" | 91" |
| 3 Panels | 3 Channel Track | 2 3/16" | 28 1/2" | 136 1/2" |
| 4 Panels | 4 Channel Track | 2 7/8" | 38" | 182" |
| 5 Panels | 5 Channel Tracks | 3 9/16" | 49" | 227 1/2" |
| 6 Panels* | Two 3 Channel Tracks | 4 1/2" | 57" | 240" |
| 7 Panels* | 3 Channel Track 4 Channel Track | 5 3/16" | 73" | 240" |
| 8 Panels* | Two 4 Channel Tracks | 5 7/8" | 79" | 240" |
| 9 Panels* | 4 Channel Track 5 Channel Track | 6 7/16" | 85 1/2" | 240" |
| 10 Panels* | Two 5 Channel Tracks | 7 1/4" | 97" | 240" |

*Using a multiple track system requires a ceiling mount. Please allow for a 1/8" gap in between the tracks



Installation

STEP 1: INSTALL BRACKETS

CEILING OR TOP MOUNT

Depending on the size of track you received, you will have received small or large swivel brackets. [figures 1 & 2]

For a ceiling or top mount, you will mount this swivel bracket directly to the mounting surface.

1. Measure 4 inches in from each end of the window and ensure you have the following clearance from the window or from any protruding window hardware:

Small Bracket: 1 1/4" from the hole of the bracket
 Large Bracket: 2" from the hole of the bracket

2. Make a pencil mark through the hole in the center of the bracket.
3. Space any additional brackets evenly between the two end brackets.
4. Drill holes through the pencil marks and using the correct anchors for your mounting surface, attach the brackets to the mounting surface. The arm of the bracket should face into the room and to the right as in the picture above.

5. When all the brackets are installed, place the track against the bracket and rotate the swivel by pushing the front arm back and to the left, until only the front lip of the bracket is visible. Check that the bracket has fully secured the headrail. Repeat with all brackets. [figure 3]



[figure 1]
SMALL BRACKET



[figure 2]
LARGE BRACKET



[figure 3]

WALL OR FACE MOUNT

For this kind of installation you will use an L bracket to attach the swivel bracket to the wall.

1. Attach the swivel brackets to the L bracket using the screw and nut provided. [figure 4]
2. Mark with a pencil the desired height of the L bracket, based on the length of the shade you ordered. Then measure in 4" from the ends of the headrail. Secure the L brackets to the wall with the screws provided and using the correct anchors for your mounting surface.
3. Space any additional L brackets evenly between the two end brackets. Use a level to make sure all brackets are level. Uneven brackets may stop the brackets from engaging properly with the headrail.



[figure 4]



Installation Continued

WALL OR FACE MOUNT continued

- 4. Ensure the swivel brackets are in the correct, open position (see item 4 in Ceiling Mount).
- 5. Place track against the brackets and rotate the swivel to the closed position (see item 5 in Ceiling Mount). Check that the headrail is securely held by all brackets.

STEP 2: ATTACH PANELS

Secure the panels to the hangers with the Velcro provided. Take care to position the panels so that the Velcro engages fully and make sure the panel is level. Repeat with all panels. [figure 5]



[figure 5]

STEP 3: ATTACH THE CORD TENSIONER

Loose and dangling cords can provide a strangulation hazard for young children and pets. Your shade has been provided with a cord tensioner, which must be secured to the wall to allow safe operation of the shade.

Locate the tensioner as close as possible and mount the tensioner to the wall using the screws provided and making sure that the cord is under tension, but still able to move freely.

Limited Warranty

Universal’s Sliding Panel Systems will be free from defects in materials and workmanship for a guaranteed two years, provided that the product was installed properly and in accordance with the sliding panel installation instructions. This limited warranty is extended to the original purchaser only, in the original window for which it was intended.

This warranty does not include any conditions or damages resulting from accidents, alterations, sun exposure, misuse, abuse, or failure to follow printed instructions on installation, care and cleaning, or repairs. This warranty also does not apply to conditions resulting from normal wear and tear.

THIS WARRANTY IS EXCLUSIVE AND IN LIEU OF ALL OTHER OBLIGATIONS, LIABILITIES OR WARRANTIES. In no event shall the manufacturer of Universal’s Sliding Panels or its licensed fabricators or distributors be liable for **INCIDENTAL OR CONSEQUENTIAL DAMAGES**, or for any other damage, loss or expense, cost or fee associated with such damage. Some states do not allow the exclusion or limitation of incidental or consequential damages, so the above limitation may not apply.



UNIVERSAL

WINDOW COVERINGS, INC.

12139 Science Dr, Orlando, FL 32826

SLIDING PANEL ORDER FORM

REQUEST CONFIRMATION

PAGE ___ OF ___

Customer Service: 407-275-1455 Ext. 1

800-494-9636

Account #: _____

Ship To: _____

Date: _____

Customer: _____

Need By: _____

Address: _____

PO #: _____

City: _____ State: _____ ZIP: _____

Sidemark: _____

Telephone: _____ Ordered By: _____

Complete Sliding Panel System
(Track & Panels)

Track Only

Panel Only

Draw Options:

Valance Options:

Control Options:

Additional Notes:

OW: One Way

CE: Clear Edge

CR: Cord on right side

CS: Center Split

SE: Single Executive*

CL: Cord on left side

OS: Opposite Stack

DE: Double Executive*

W: Wand

CST: Center Stack

C: Cornice**

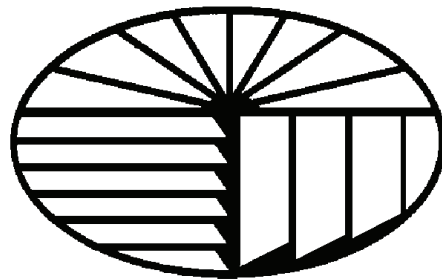
FF: Free Float

**Specify Trim Color **Specify trim type for top & bottom and white/ivory

| QTY | Room Location | Width | Height | Mount IM OM | Draw | Controls | # of Channels | # of Panels | Material | Color | Valance Type | Return Size |
|-----|---------------|-------|--------|-------------------|------|----------|---------------|-------------|----------|-------|--------------|-------------|
| 1 | | | | | | | | | | | | |
| 2 | | | | | | | | | | | | |
| 3 | | | | | | | | | | | | |
| 4 | | | | | | | | | | | | |
| 5 | | | | | | | | | | | | |
| 6 | | | | | | | | | | | | |
| 7 | | | | | | | | | | | | |
| 8 | | | | | | | | | | | | |
| 9 | | | | | | | | | | | | |
| 10 | | | | | | | | | | | | |

Fax: 407-275-6919 or 1-866-872-0672

Email: orders@universalwc.com



UNIVERSAL WINDOW COVERINGS, INC.

12139 Science Dr. Suite 101 Orlando, FL 32826

(407) 275-1455 1-800-494-9636 FAX (407) 275-6919 FAX 1-866-872-0672