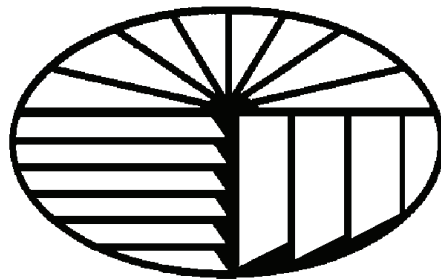


# Everest Cellular Shades

## Retail Price Guide



**Effective October 1st, 2011**



**UNIVERSAL WINDOW COVERINGS, INC.**

12139 Science Dr. Suite 101 Orlando, FL 32826

(407) 275-1455 1-800-494-9636 FAX (407) 275-6919 FAX 1-866-872-0672

[www.universalwc.com](http://www.universalwc.com)



**Merchandise Returns** — UWC drivers cannot pick up merchandise without prior authorization from Customer Service. Customer Service will provide a Return Goods Authorization number for any return.

- Defective Products—**Please take a picture of any defective material.** This is the easiest and quickest way to solve any problems and helps prevent having the same problem twice. Customer Service will provide direction as to how to proceed.
- Repairs—Customer Service will create a Return Goods Authorization for all repairs, either warranty or non-warranty. Please ensure proper packaging to prevent damage during the return process.

**Cancellations**—If an order needs to be canceled, **please call customer service immediately!** We can cancel orders only if the order has not yet gone out to fabrication.

**Order Process**—UWC requests that all orders are faxed to 407-275-1455 or ordered via email to orders@universalwc.com. Any orders placed over the phone will be at the dealer’s responsibility. Customers will normally receive an order confirmation within 24 hours.

**Duplicated Orders**—UWC cannot be responsible for orders which have been faxed twice. If you must fax an order a second time for any reason, please clearly write **“Do Not Duplicate”** and refer to the original order with a PO or sidemark to avoid any confusion.

**Price Changes**—Prices are subject to change without notice.

**Delivery Fees**—UWC delivers throughout much of the state of Florida for a flat delivery fee of \$12.50 per stop. This fee is subject to change based on a variety of factors. Outside of our delivery area, we charge the cost of UPS or common carrier. COD accounts shipped via UPS will incur a COD charge unless the order is prepaid. Special packaging required for items to be shipped will incur a charge of \$2.50 per blind.

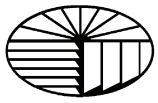
**Accounts and Payments—**

- All new accounts will be set up as COD accounts. To apply for terms, Universal needs to receive the **original** credit application and **we will run references.** This process takes time. Until references are confirmed, we cannot provide credit terms.
- UWC accepts American Express, Mastercard and Visa. We will never charge a credit card without authorization from the cardholder. Accounts have the choice to be set up as a credit card account. This means the cardholder gives Universal blanket permission to charge the card for the merchandise at time of delivery.
- Some contract orders will require a fifty percent deposit.
- Any products ordered on a container require a fifty percent deposit prior to placing the order and the other fifty percent **prior to shipping from overseas.**
- **Universal will not sell any product to a customer in the state of Florida who does not have a current license to resell the product.** This is to protect you as much as it is to protect us. Customers outside the state of Florida must show a current license to operate a retail business.

**Retail Surcharge**—Starting in 2011, all of UWC’s new price guides will use retail pricing for surcharges. This is done to allow the dealer to use the price guide when making a presentation to the customer. The multiplier is noted in an attached letter.

**Cell Shade Repair Price List (Net)**

Repair Charges:  
 Cutdown shade - \$25 per side  
 Restring Cell Shade - \$32  
 Convert Cellular to Cordless/TDBU/CCL - \$32 + Cordless/TDBU/CCL surcharge  
 Change Control Position - \$30 + \$3 per foot (width)  
 Change headrail or bottomrail - \$30 plus \$3.00 per foot



<b>Page</b>	<b>Content</b>	<b>Page</b>	<b>Content</b>
<b>2</b>	<b>Terms and Conditions</b>	<b>7</b>	<b>Somfy RTS Motorization <i>New!</i></b>
<b>3</b>	<b>Everest Honeycomb Warranty</b>	<b>8-9</b>	<b>Everest Honeycomb Shades</b> Price Charts Fabrics
<b>4</b>	<b>Everest Cell Shade Design Options</b>	<b>9</b>	<b>Everest Premium Upgrades</b> Price
<b>5-6</b>	<b>Everest Cell Shade Specifications</b>	<b>10-11</b>	<b>Vertical Honeycomb</b> Specifications Price Charts
<b>6</b>	<b>Everest Arches and Quarter Circles</b> Price Chart		

**Everest Honeycomb Warranty**

This warranty is being given to you by Universal Window Coverings, Inc. Everest Honeycomb products are warranted against defects in materials and workmanship. This warranty extends only to you as the original purchaser, in a residential application. This warranty does not cover normal wear and tear or any damage or loss caused by abuse or misuse or improper installation. All materials can lose original intensity after long exposure to the sun. When left for extended periods in direct sunlight, plastics, and PVC tend to crack and discolor. All cords will eventually wear out. Universal Window Coverings, Inc. considers these things normal wear and tear not covered by this warranty. Colors and textures vary from lot to lot and may not exactly match sample swatches or previous purchases. Products ordered outside of the recommended manufacturing specifications (oversized blinds) are not covered by this warranty. All products/sku's discontinued in the normal course of business are specifically excluded from our warranty. This warranty coverage will be for as long as you the original buyer at retail own our products. Any implied warranties which you may have are in duration to the time during which you, as the original buyer at retail own our products. Some states do not allow limitations on how long an implied warranty lasts.

If your product is defective during the warranty period we will, at our option, either repair or replace, without charge, that defective product. This shall be your sole remedy under this warranty. Repair or replacement of defective products are your sole remedy under this warranty and in no event shall we be liable for transportation costs to or from the dealer, costs of removal or reinstallation of our products or incidental or consequential damages. Some states do not allow the exclusion of incidental or consequential damages, so the limitation or exclusion may not apply to you.

Please inspect your orders upon receipt before taking them to your customer's home or office. By doing this we can be sure that any defects or damages never arrive at the customer's home or office. If you are in need of spare parts to keep on hand, please feel free to call our customer service department and we will gladly send them to you. We do not recommend multiple blinds on one headrail over 108". We will manufacture multiple blinds on one headrail up to 140" wide. Unless blinds over 108" are delivered via Universal Window Coverings, Inc. truck to your place of business we will not guarantee freight damage or repair/remake under our existing warranty. All costs associated with freight damage are the sole responsibility of the dealer. It is our recommendation that 2 or 3 individual blinds are ordered with one common valance in order to avoid possible freight damage. To obtain service under this warranty, return your products along with the original sales receipt to the dealer from which it was purchased. You will be responsible for transporting the product to and from the dealer. This warranty gives you specific legal rights, and you may also have other rights which may vary from state to state.




Everest Cellular Shades is the ultimate choice when shopping for insulating products. One of the best insulating mediums is, quite simply, air. The air pockets created within the pleats of Everest Honeycomb shades provide an extra insulating blanket between your home and the weather. When in the closed position, Everest honeycombs can provide an R-Value as high as 5.00.

With numerous design options available, Universal Window Coverings can provide a cellular shade for nearly any application.



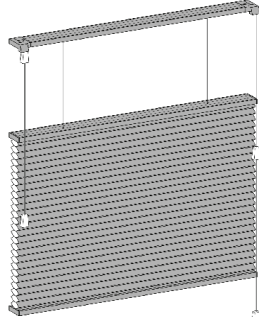
*Design Options*



A **Standard Rectangle** honeycomb is a traditional cord operated shade that raises from the bottom and stacks at the top.




A **Continuous Cord Loop** shade opens and closes smoothly and evenly. This also eliminates the traditional dangling cord. Standard and Heavy Duty options are available. Only white headrails are available.



A **Top-Down Bottom Up** shade has the versatility to open the honeycomb from either the top or the bottom. Controls are placed on each side to move the middle and bottom rails.




Our **Cordless Top Down Bottom Up** option provides the same versatility as our standard TDBU while eliminating exposed cords. Adjust by lifting or lowering the shade with a gentle push or pull. Available with a white headrail only.



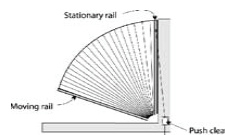
Our **Deluxe Cordless Honeycomb** lift system eliminates exposed cords and is easy to adjust by lifting or lowering the shade with a gentle push or pull. Available with a white headrail only.

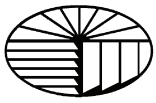


The **Day-Night Shade** utilizes two different fabrics on one shade. With a translucent fabric on the top and a room darkening or blackout fabric on the bottom connected by a moving rail this option provides a variety of light control and privacy options.



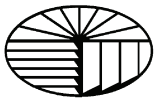
**Everest Perfect Arches** can be ordered as either operational or permanently fixed arches in half circle or quarter circle design.





# Specifications

	3/8" Double Cell Translucent	3/8" Single Cell Blackout	3/4" Single Cell Blackout	9/16" Single Cell Room Dimming	9/16" Single Cell Spun Lace & Point Bond Translucent	3/8" & 3/4" Single Cell Translucent/Linens, 1/2" Double Cell Translucent
<b>Standard Rectangular</b>						
Min width	12	12	12	12	12	12
Min Length	8	8	8	8	8	8
Max Width	96	120	120	120	120	120
Max Length	120	120	120	120	120	120
<b>2 on 1 Headrail</b>						
Min width	16	16	16	16	16	16
Min Length	8	8	8	8	8	8
Max Width	120	120	120	120	120	120
Max Length	120	120	120	120	120	120
<b>2 on 1 HD Cont Cord</b>						
Min width	44	44	44	44	44	44
Min Length	8	8	8	8	8	8
Max Width	120	120	120	120	120	120
Max Length	120	120	120	120	120	120
<b>TDBU</b>						
Min width	12	12	12	12	12	12
Min Length	12	12	12	12	12	12
Max Width	72	72	72	72	72	72
Max Length	96	96	80	80	84	96
<b>Cordless and TDBU Cordless</b>						
Min width	18	18	18	18	18	18
Min Length	8	8	8	12	12	8
Max Width	72	84	120	84	120	120
Max Length	84	84	84	84	84	84
<b>Continuous Cord</b>						
Min width ( <b>22" for Std Continuous Cord System</b> )	12	12	12	12	12	12
Min Length	8	8	8	8	8	8
Max Width	96	96	120	120	120	120
Max Length	120	120	120	120	84	120
<b>Day/Night</b>						
Min width	12	12	12	12	12	12
Min Length	18	18	18	18	18	18
Max Width	72	72	72	72	72	72
Max Length	96	96	96	96	96	96
<b>Perfect Arch</b>						
Min width	18	18	18	18	18	18
Min Length	9	9	9	9	9	9
Max Width	72	60	72	60	60	72
Max Length	36	30	36	30	30	36
<b>Qtr Arch</b>						
Min width	9	9	9	9	9	9
Min Length	9	9	9	9	9	9
Max Width	48	48	48	48	48	48
Max Length	48	48	48	48	48	48



Arches and Quarter Circles							
Width To:	24"	30"	36"	42"	48"	54"	60"
Perfect Arch	153	176	202	238	275	316	363
Perfect Quarter Circle	201	237	277	320	379		



**Stacking Heights**

Shade Length:	48"	72"	84"	120"
3/8" Single Cell Translucent	1/2"	3/4"	1"	1 1/4"
3/8" Single Cell Blackout	7/8"	1 1/16"	1 5/16"	2 3/16"
3/8" Double Cell Translucent	1 1/4"	1 3/4"	2"	2 1/4"
1/2" Double Cell Translucent	5/8"	1"	1 1/8"	1 5/8"
3/4" Single Cell Trans/Linens	1/4"	1/2"	3/4"	1 1/4"
3/4" Single Cell Blackout	1/2"	3/4"	1 1/8"	1 3/4"

Shades with Continuous Cord systems: add 7/8" to the stacking height. Measurements do not include headrail.

Factory Deductions		
	Fabric	Headrail
IM	Width - 1/2"	Width - 1/4"
OM	= Width	Width + 1/4"
HR width includes endcaps Tolerance = +/- 1/8"		

**Continuous Cord Information**

	Shade Length	Standard Loop
Standard braided polyester cord measured as follows:	12"-36"	24"
	36"-48"	36"
	48"-72"	48"
	72"-96"	60"
	96"-120"	72"

Fabric Insulation and Light Transmission Data						
Fabric Type	Winter R-Value Double Glazing	Summer R-Value Double Glazing	Summer Shading Coefficient Double Glazing	% UV Blockage	Light Transmission	Sound Absorption
1/2" Double Cell Translucent	4.35	2.90	0.35	98%	N/A	0.55
3/8" Double Cell Translucent	4.60	N/A	0.38	99%	11%	N/A
3/4" Single Cell Blackout	5.00	4.35	0.36	99%	N/A	0.40
3/4" Single Cell Trans/Linens	3.60	2.90	0.44	98%	N/A	0.55
3/8" Single Cell Translucent	3.70	2.80	0.45	99%	N/A	0.40

**R-Value:** The measure of resistance to heat flow. A product with high insulation will therefore have a high R-Value.

**Summer Shading Coefficient:** The measure of the amount of heat passing through a covered window as compared to a bare window.

**% UV Blockage:** The measure of a product's effectiveness at preventing harmful UV rays from entering the interior. As a product blocks more UV rays, the percentage increases.

**Sound Absorption:** The measure of the amount of sound absorbed by the shade. The higher the number, the better the sound absorption.

Mounting Requirements and Headrail Measurements					
	Min Shallow Mounting Surface	Min Flush Inside Mounting Surface	Min Outside Mounting Surface	Depth	Height
Standard	1/2"	2"	3/4"	1 7/16"	1/2"
Deluxe	1/2"	2 1/2"	3/4"	1 7/8"	5/8"
Standard Continuous Cord*	1"	2"	1/2"	2"	1 3/8"
HD Continuous Cord*	1"	2"	1"	2"	2"
Deluxe Cordless and Motorization*	1"	2"	1/2"	2"	1 3/8"

\* Side mount not available for these systems.



**Now Offering Somfy Motorization for cell shades!**

Somfy’s battery operated cell shade motors are a convenient, elegant and **child safe way** to operate Everest Honeycomb shades.

Easy to install, operate and maintain, Somfy powered cell shades arrive programmed and ready to use. Everest shades are repositioned with a simple push of a button from one of many remote options from Somfy providing just the right amount of privacy and light.

A standard set of AA lithium batteries in a reloadable tube ensure the longest lasting set of batteries while giving the consumer the flexibility to change out their own batteries.

Useful anywhere in the house, **Somfy motorization** is a must for high windows or hard to reach openings like over a tub.

**Somfy Motorization Pricing:**

- Standard Motor Package: **\$428\*** (does not include a remote)

\*Use motorization discounts for all Somfy motorization in Everest cellular shades.  
Contact your sales rep for details.



**Control Options**

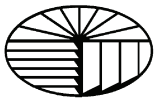
- All Somfy motors are priced **separately** from the controls and transmitters.

Telis 1 RTS Pure Transmitter .....	\$106.28
Telis 4 RTS Pure Transmitter .....	\$137.94
Telis 16 RTS Pure Transmitter .....	\$450.00
Telis 6 Handheld Chronis RTS Timer .....	\$500.00
DecoFlex WireFree 1 Channel .....	\$248.00
DecoFlex WireFree 5 Channel .....	\$260.00
Chronis Comfort WireFree Timer .....	\$349.16
Telis Impresario Chronis RTS Lounge (Multi Channel Timer) .....	\$710.50
Sunis Indoor WireFree Sun Sensor .....	\$382.66
ThermoSunis Indoor WireFree Sun Sensor .....	\$440.00
RTS Repeater.....	\$357.44

**Somfy Motorization Specifications Chart**

**Width to:**

	Min Size	18	24	30	36	42	48	54	60	66	72	78	84	90	96	102	108	114	120
<b>3/8" Single Cell Linen</b>	<b>9" x 9"</b>	96"	96"	96"	96"	96"	96"	96"	96"	96"	96"	96"	96"	96"	96"	96"	96"	90"	84"
<b>3/8" Single Cell Translucent</b>	<b>9" x 9"</b>	96"	96"	96"	96"	96"	96"	96"	96"	96"	96"	96"	96"	96"	96"	96"	96"	96"	90"
<b>3/8" Single Cell Blackout</b>	<b>19" x 8"</b>	n/a	96"	96"	96"	96"	96"	96"	96"	96"	90"	72"	60"	42"	36"	24"	18"	n/a	n/a
<b>1/2" Double Cell Translucent</b>	<b>19" x 8"</b>	n/a	96"	96"	96"	96"	96"	96"	96"	96"	96"	96"	90"	78"	72"	66"	60"	54"	48"
<b>3/4" Single Cell Translucent</b>	<b>19" x 8"</b>	n/a	96"	96"	96"	96"	96"	96"	96"	96"	96"	96"	96"	96"	96"	96"	96"	90"	84"
<b>3/4" Single Cell Blackout</b>	<b>19" x 8"</b>	n/a	96"	96"	96"	96"	96"	96"	96"	96"	84"	72"	60"	48"	36"	30"	24"	18"	12"



9/16" Single Cell Point Bond Translucent													
HEIGHT TO:	WIDTH TO:												
	24"	30"	36"	42"	48"	54"	60"	66"	72"	84"	96"	108"	120"
36	111	126	139	157	171	188	202	221	235	270	396	431	466
42	118	135	150	169	186	208	223	243	258	298	428	464	504
48	126	143	165	184	203	222	243	263	283	323	461	497	544
54	135	151	175	195	218	239	262	283	306	349	461	532	583
60	142	161	187	209	232	256	282	305	328	376	522	567	621
66	148	173	197	224	248	275	299	327	352	404	551	603	658
72	156	181	208	235	262	292	318	347	373	430	583	538	696
78	164	190	218	250	278	308	336	369	395	457	612	672	736
84	168	199	229	260	292	322	354	386	417	479	640	701	771
90	176	206	246	273	307	337	373	406	439	505	671	735	808
96	184	215	250	283	322	353	388	424	460	528	698	766	844
108	197	234	271	310	348	387	424	464	501	581	754	832	915
120	211	250	292	335	377	419	459	505	544	630	813	899	987



9/16" Single Cell Point Bond Translucent



9/16" Single Cell Spun Lace Translucent

9/16" Single Cell Translucent; 3/8" Double Cell Translucent													
HEIGHT TO:	WIDTH TO:												
	24"	30"	36"	42"	48"	54"	60"	66"	72"	84"	96"	108"	120"
36	127	144	160	181	197	216	232	254	270	309	441	480	520
42	135	155	172	194	214	238	356	279	296	341	477	519	563
48	145	164	189	211	233	254	279	302	325	370	515	557	610
54	155	173	201	223	251	274	300	325	351	401	549	597	655
60	163	184	215	240	266	294	323	350	377	431	586	637	698
66	170	198	227	257	285	315	343	376	403	464	619	678	741
72	179	207	239	270	301	336	365	399	429	494	655	719	784
78	188	218	250	287	319	353	385	424	454	525	689	758	831
84	193	229	263	298	336	370	406	443	479	550	721	791	870
90	202	236	278	313	352	387	428	466	504	579	757	831	914
96	211	247	287	325	369	405	446	487	529	607	787	865	954
108	226	268	312	356	399	445	487	533	576	667	852	941	836
120	242	287	336	385	433	481	527	580	625	723	920	1018	1119



3/8" Double Cell Translucent




3/4" Single Cell Translucent

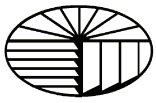
3/8" & 3/4" Single Cell Translucent and Linens; 1/2" Double Cell Translucent													
HEIGHT TO:	WIDTH TO:												
	24"	30"	36"	42"	48"	54"	60"	66"	72"	84"	96"	108"	120"
36	158	178	198	223	244	267	287	314	334	382	523	572	620
42	167	191	213	241	265	295	317	346	367	422	568	620	674
48	179	203	234	261	288	315	346	374	402	458	615	667	731
54	191	214	249	277	310	339	372	402	435	496	658	717	788
60	201	228	266	297	330	364	400	433	467	534	703	766	841
66	210	245	281	318	353	390	425	465	499	574	744	818	895
72	222	257	296	335	373	416	452	494	531	612	797	868	948
78	233	270	309	356	396	437	477	525	562	649	831	917	1006
84	238	284	326	369	416	458	503	548	593	681	871	957	1055
90	250	293	344	388	436	480	530	577	625	718	915	1007	1109
96	262	306	356	403	458	502	552	603	655	751	953	1050	1159
108	280	332	386	441	495	551	603	660	713	826	1034	1144	1260
120	300	356	416	477	537	596	653	719	775	896	1117	1240	1363




3/8" Single Cell Translucent




1/2" Double Cell Translucent



9/16" Single Cell Room Dimming													
HEIGHT TO:	WIDTH TO:												
	24"	30"	36"	42"	48"	54"	60"	66"	72"	84"	96"	108"	120"
36	165	186	207	234	255	279	300	329	349	400	543	595	654
42	174	200	222	252	277	308	332	362	384	442	590	644	701
48	188	212	245	273	301	329	362	391	421	479	639	604	761
54	200	224	261	289	325	358	389	421	455	519	684	745	819
60	210	239	279	310	345	380	419	453	489	558	731	798	876
66	220	257	294	333	370	408	444	487	522	600	774	951	931
72	232	269	309	350	390	435	473	517	556	640	822	904	988
78	243	283	324	372	414	458	500	549	588	679	865	955	1048
84	249	297	341	387	435	479	526	574	621	712	907	907	1099
90	262	306	360	406	457	402	555	604	653	751	953	1049	1155
96	274	320	372	422	479	525	578	632	685	786	1003	1104	1208
108	293	348	404	461	518	576	631	691	746	864	1077	1193	1314
120	314	372	435	499	562	624	683	751	811	937	1165	1293	1422




3/8" Double Cell Room Dimming




9/16" Single Cell Spun Lace Room Dimming

3/4" Single Cell Room Darkening & Semi Sheer; 3/8" Single Cell Room Darkening													
HEIGHT TO:	WIDTH TO:												
	24"	30"	36"	42"	48"	54"	60"	66"	72"	84"	96"	108"	120"
36	181	204	228	256	279	305	328	361	383	438	586	642	694
42	191	219	244	276	303	338	363	396	421	483	638	707	758
48	205	233	268	299	330	361	396	428	461	524	701	751	824
54	219	246	286	318	356	389	426	462	500	568	740	808	888
60	230	261	305	340	378	416	459	496	534	612	802	865	950
66	241	281	321	364	405	448	486	533	571	657	839	924	1020
72	254	294	339	383	427	476	517	566	610	700	901	981	1073
78	267	310	355	408	453	501	547	602	644	745	939	1037	1139
84	273	325	373	424	477	525	576	628	680	781	984	1083	1195
90	287	336	394	445	500	550	607	716	716	822	1035	4141	1257
96	300	351	408	462	525	575	633	691	751	861	1079	1190	1314
108	321	381	442	505	567	632	691	756	818	947	1172	1298	1431
120	344	408	477	547	618	684	748	824	888	1027	1267	1407	1549



3/4" Single Cell Room Darkening



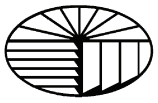
3/8" Single Cell Room Darkening

**Everest Honeycomb Premium Upgrades**

	WIDTH TO:												
	24"	30"	36"	42"	48"	54"	60"	66"	72"	84"	96"	108"	120"
Continuous Cord	51	56	61	64	66	68	69	76	77	82	88	93	99
Heavy Duty Continuous Cord	80	87	89	95	100	105	108	113	122	124	139	146	151
Cordless Lift	58	61	67	71	74	75	76	83	85	91	98	102	108
Cordless Top Down Bottom Up	77	81	86	91	97	102	106	138	142	146			

**Additional Everest Options (Retail)**

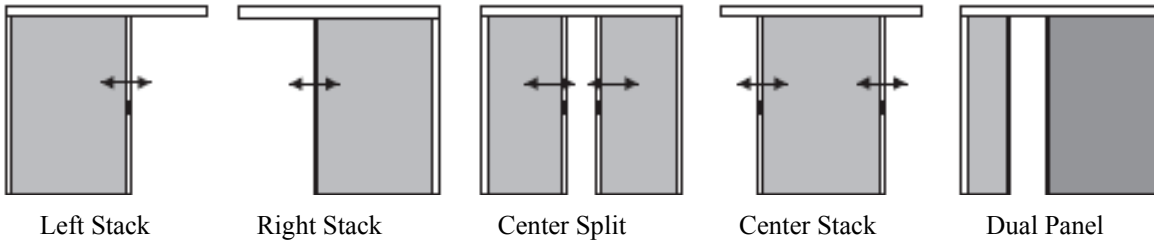
Two blinds on a single headrail	Price as two shades plus \$25
Top Down Bottom Up	\$65
Day-Night Shades	Price each fabric as a separate blind and add together
Cut-outs	\$30
Telescopic Pole	\$65



Everest Vertical Honeycombs offers an elegant treatment which glides from side to side to perfectly accommodate sliding glass doors, room dividers and French doors.

Vertical Honeycombs are available with the following stacking options:

- Left Stack
- Right Stack
- Center Opening
- Center Stack
- Dual Panel - A center opening shade with a different fabric on each side. Each panel can fully span the width of the window.



Mounting Requirements		
Inside Mount	Minimum mounting depth	3/4"
Flush Mount	Minimum mounting depth for aluminum valance	3 5/8"
Outside Mount	Minimum flat vertical surface required	5/8"
Fabric Stacking	(Fabric stack determined by hardware, not ordered width.)	6 1/2"

Finished Dimensions		
Inside Mount	Headrail*/Valance	Ordered Width - 3/16"
	Shade Length	Ordered Height - 1/2"
Outside Mount	Headrail*	Ordered Width
	Shade Length	Ordered Length
	Valance	Ordered Width + 1 1/4"

\*Headrail measurements include endcaps  
Tolerance = 1/8"

**Valance Information:**

- An aluminum valance comes standard with your order.
- An Alternative Wood valance is available at no extra charge.
- Aluminum valance height: 1 7/8"
- Return length: 3 1/8"
- Alternative Wood Valance height: 3 1/4"
- Return Length: 3 1/4"

**Hardware Information:**

- The top and bottom rails are available in white only.
- Both the aluminum and Alternative Wood valances are coordinating white to the rail.
- Standard handle height ranges from 40" - 50" from bottom of moving rail. Please specify any desired variation

Size Specifications	
Min Width	12"
Min Length	24"
Max Width	144"
Max Length	120"

*Note:* For Center Opening or Dual Panel, specifications are per fabric panel.

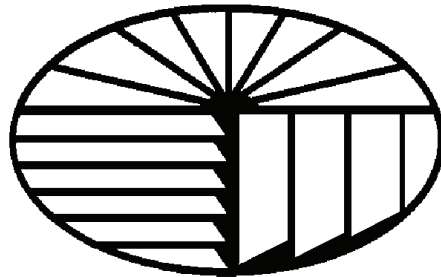
*Note:* Center Opening Shades are available in widths up to 288". If the width is greater than 144", it will be fabricated as two shades with a single valance piece to create the illusion of a single shade.



<b>3/4" Single Cell Translucent</b>																
<b>HEIGHT</b>	<b>WIDTH TO:</b>															
	<b>24"</b>	<b>30"</b>	<b>36"</b>	<b>42"</b>	<b>48"</b>	<b>54"</b>	<b>60"</b>	<b>66"</b>	<b>72"</b>	<b>78"</b>	<b>84"</b>	<b>96"</b>	<b>108"</b>	<b>120"</b>	<b>132"</b>	<b>144"</b>
<b>36</b>	323	350	381	410	435	464	493	519	549	580	606	748	928	981	1154	1207
<b>42</b>	344	376	411	442	471	504	538	568	600	634	663	814	1000	1062	1241	1301
<b>48</b>	366	400	440	475	507	544	580	619	652	687	723	882	1073	1140	1326	1394
<b>54</b>	386	427	468	508	544	583	621	663	703	743	781	946	1145	1220	1415	1487
<b>60</b>	409	452	497	541	579	624	667	711	753	798	838	1012	1217	1299	1494	1582
<b>66</b>	432	478	527	575	618	663	708	762	804	853	893	1078	1290	1378	1584	1674
<b>72</b>	456	406	557	609	656	704	752	808	855	908	951	1148	1363	1460	1673	1768
<b>78</b>	480	532	587	644	694	748	798	857	908	964	1010	1211	1433	1538	1758	1860
<b>84</b>	503	559	616	679	733	787	843	905	961	1019	1068	1277	1506	1617	1842	1952
<b>90</b>	524	585	649	715	769	829	889	957	1014	1075	1129	1344	1577	1700	1933	2044
<b>96</b>	547	610	679	747	807	869	936	1004	1066	1132	1189	1411	1651	1777	2020	2138
<b>102</b>	570	635	707	779	840	907	977	1048	1115	1184	1248	1472	1719	1853	2100	2224
<b>108</b>	593	662	736	810	875	944	1018	1093	1165	1235	1296	1533	1786	1924	2181	2309
<b>114</b>	615	689	763	843	910	983	1060	1139	1213	1289	1352	1597	1860	1998	2271	2395
<b>120</b>	636	712	791	873	945	1020	1101	1182	1260	1338	1407	1656	1919	2072	2340	2482

<b>3/4" Single Cell Blackout</b>																
<b>HEIGHT</b>	<b>WIDTH TO:</b>															
	<b>24"</b>	<b>30"</b>	<b>36"</b>	<b>42"</b>	<b>48"</b>	<b>54"</b>	<b>60"</b>	<b>66"</b>	<b>72"</b>	<b>78"</b>	<b>84"</b>	<b>96"</b>	<b>108"</b>	<b>120"</b>	<b>132"</b>	<b>144"</b>
<b>36</b>	376	414	458	499	534	571	610	648	688	729	764	924	1128	1195	1385	1447
<b>42</b>	407	452	502	548	590	631	677	718	765	807	848	1017	1234	1308	1508	1581
<b>48</b>	441	490	544	594	640	690	738	790	835	887	933	1110	1336	1421	1632	1712
<b>54</b>	471	528	587	643	694	747	799	857	911	969	1016	1216	1443	1535	1755	1847
<b>60</b>	502	563	629	691	747	806	865	925	983	1050	1103	1299	1541	1646	1877	1976
<b>66</b>	536	601	675	742	802	866	928	995	1059	1129	1188	1396	1646	1758	2001	2109
<b>72</b>	569	636	716	792	854	925	993	1065	1134	1210	1275	1490	1752	1870	2123	2240
<b>78</b>	601	672	759	842	910	984	1061	1136	1208	1292	1359	1585	1857	1981	2246	2372
<b>84</b>	634	710	802	886	961	1038	1122	1206	1283	1372	1445	1680	1962	2097	2373	2502
<b>90</b>	664	746	844	939	1017	1100	1190	1277	1359	1453	1529	1775	2063	2207	2488	2631
<b>96</b>	696	779	885	985	1073	1160	1250	1346	1433	1535	1612	1869	2154	2319	2610	2765
<b>102</b>	726	817	925	1031	1121	1216	1310	1412	1507	1611	1693	1960	2265	2428	2729	2890
<b>108</b>	756	850	965	1077	1174	1272	1374	1479	1578	1689	1770	2053	2364	2537	2845	3017
<b>114</b>	786	886	1004	1121	1225	1330	1433	1545	1651	1769	1857	2144	2465	2646	2966	3149
<b>120</b>	815	919	1045	1167	1276	1385	1493	1612	1722	1843	1938	2236	2566	2758	3084	3274

<b>Options and Surcharges</b>	
Center stack	Add \$62 to retail price
Center Opening	Divide full width by measurement in half and price each unit as a separate shade.
Dual Panel	Price as 2 separate units and add together



## UNIVERSAL WINDOW COVERINGS, INC.

12139 Science Dr. Suite 101 Orlando, FL 32826

(407) 275-1455 1-800-494-9636 FAX (407) 275-6919 FAX 1-866-872-0672

[www.universalwc.com](http://www.universalwc.com)